



OREGON STATE BASEBALL



2012 SEASON IN REVIEW

40-20 Overall

18-12 Pac-12 (T-4th)

Table Of Contents

Oregon State Baseball 2012 Season In Review

Page	Topic
2	Oregon State Information
2	Oregon State Season In Review Notes
4	Oregon State Roster
5	Oregon State Roster Breakdown

The Team

Page	Topic
6	Radio/TV Roster
8	Head Coach Pat Casey
10	Associate Head Coach Marty Lees
10	Assistant Coach Pat Bailey
11	Assistant Coach Nate Yeskie
11	Support Staff
12	Career Statistics
15	Player Bios

2012 In Review

Page	Topic
29	Pac-12 In Review
30	Oregon State Game-By-Game Results
31	Oregon State Overall Statistics
32	Oregon State Pac-12 Statistics
33	Oregon State Non-Conference Statistics
34	2012 Individual Honors/MLB Draft Selections
35	At A Glance/OSU In The Polls
36	Record By Order/Position
36	Batter Breakdown
36	Inning-By-Inning
37	Pitching Appearances
39	Pitching Breakdown
40	Lineups By Order
41	Lineups By Position
42	Team/Individual Superlatives
42	The Last Time
43	Oregon State Home Statistics
44	Oregon State Road Statistics
45	Oregon State Neutral Statistics
46	Oregon State February Statistics
47	Oregon State March Statistics
48	Oregon State April Statistics
49	Oregon State May Statistics
50	Oregon State June/Postseason Statistics
51	Oregon State Linescores
54	Updated OSU Career Records
55	Updated OSU Single-Season Records
56	Updated OSU Pac-12 Records
57	OSU Yearly Leaders
60	OSU By Month/Situation
61	OSU Yearly Statistics

Oregon State Postseason History

Page	Topic
62	Postseason Review
63	All-Time OSU Postseason Results
65	2007 Trip To Omaha
66	2006 Trip To Omaha
67	2005 Trip To Omaha
68	Oregon State Postseason Superlatives

Covering The Beavers

The Oregon State Athletics Communications office appreciates your interest in the 2012 Oregon State baseball team. Please contact Assistant Director for Athletic Communications Hank Hager for any media needs concerning the Oregon State baseball team. He can be reached by email at hank.hager@oregonstate.edu or by calling the Oregon State at (541) 737-7472.

The following is a set of guidelines for covering the club.

Season In Review

Please note that this season in review guide is being furnished for members of the media to provide information regarding the Oregon State baseball team and the postseason. No copies will be bound this year, and .pdfs of the guide will be made available on osubeavers.com.

Game Notes

A set of Oregon State game notes will be made available to members of the media prior to each game. To be included on the Oregon State baseball e-mail list in order to receive the notes prior to the game, please contact Hank Hager. Notes will also be posted on the home of Oregon State Athletics, osubeavers.com.

Interviews

All coach and student-athlete interviews must be arranged through Hank Hager. On gamedays, head coach Pat Casey, his assistants and members of the team will be available shortly after the game's conclusion per the host site's regulations. Please note that during the postseason, interviews at the field prior to the game will not be permitted, with exception. Note that interview requests are not guaranteed due to player and team schedules. Please request any non post-game interviews at least 24 hours in advance.

DO NOT contact any players without the consent of Hank Hager. Player numbers will not be furnished to members of the media or general public.

Internet

The online home of Oregon State Athletics, osubeavers.com, is the place to go for all Oregon State baseball information, including a team roster and bios, schedule, live stats links, updated game notes and statistics.

Athletic Communications Information

Phone.....(541) 737-3072
 Fax.....(541) 737-3020
 Web site.....www.osubeavers.com
 Mailing Address..... 209 Gill Coliseum
 Corvallis, OR 97331
 Hager Cell(541) 230-0611
 Hager Office.....(541) 737-7472
 E-Mail.....hank.hager@oregonstate.edu

NCAA Regional Guide Credits

The 2012 Oregon State University Baseball Season In Review was designed, written, and produced by Hank Hager of the Oregon State Athletic Communications Office. Photography by Ethan Erickson, Erik Dresser, Dave Nishitani and Rich Heins.

Oregon State Facts

Location	Corvallis, Oregon
Enrollment	23,761
Founded	1868
President	Dr. Edward Ray
Athletic Director	Bob De Carolis
Colors	Orange and black
Nickname	Beavers
Affiliation	NCAA Division I
Conference	Pac-12
University website	www.oregonstate.edu
Athletics website	www.osubeavers.com

Baseball

Head coach	Pat Casey (18th year)
Record at OSU	618-376-4 (18 years)
Career record	789-489-5 (25 years)
Associate Head Coach	Marty Lees (11th year)
Assistant coaches	Pat Bailey (5th year) Nate Yeskie (4th year)
Casey office phone	(541) 737-2825
Lees office phone	(541) 737-5738
Bailey office phone	(541) 737-7484
Director of operations	Ron Northcutt
Northcutt office phone	(541) 737-0598
Athletic Trainer	Josh Therrien
Strength & Conditioning Coach	Tim Rabas

2011 Season

2011 overall record	41-19
Home record	23-7
Road record	12-11
Neutral record	6-1
2011 Pacific-10 record	17-10 (T-2nd place)

2012 Season

Lettermen returning/lost	15/15
Position players	8/9
Pitchers	7/6
Starters returning/lost	6/3
All-conference returning/lost	2/1
All-Americans returning/lost	0/1
First varsity season	1907
All-time record	2,102-1,387-15

Goss Stadium At Coleman Field

Ballpark	Goss Stadium at Coleman Field
Opened (capacity)	1907 (3,248)
Left field	330 ft. (14-ft. fence)
Left-centerfield	365 ft. (8-ft. fence)
Center field	400 ft. (8-ft. fence)
Right-centerfield	365 ft. (8-ft. fence)
Right field	330 ft. (8-ft. fence)
Press box phone	(541) 737-7475

Radio

Radio	Beaver Sports Network
Online radio	Beaver Nation Online (osubeavers.com)
Primary Play-By-Play	Mike Parker

2012 Oregon State Season In Review Notes

Beavers On The Year

Oregon State finished the 2012 season with a 40-20 record, reaching the 40-win plateau for the fifth time in school history and second consecutive season. OSU advanced to its fourth consecutive postseason - a program record. The club finished in a tie for fourth in the Pac-12 Conference with an 18-12 record, two games behind league co-leaders Arizona and UCLA.

18 In Pac-12 Play

The Beavers won 18 games in Pac-12 Conference play, one shy of the program's single-season record for league wins in 2005. That season, of course, came when the then-Pac-10 had a 24-game schedule. OSU's 18 win season gave the Beavers 35 conference victories over the last two seasons. That ties the 2005 and 2006 (16 wins) teams for the most league wins over a two-year stretch.

Casey Is New Leader

Pat Casey surpassed Jack Riley (1973-94) as the program's all-time leader in victories. Casey and the Beavers defeated Oregon, 7-3, on May 25 to give Casey his 614th victory at the time. Casey is currently ranked 13th in Pac-12 Conference history for wins and will enter the 2013 season with 618 in his 18 seasons at Oregon State.

Postseason Play Again

Oregon State's trip to the Baton Rouge Regional was the club's fourth consecutive postseason appearance, surpassing the 2005-2007 clubs for the best stretch in school history. The Beavers went 2-2, meeting LSU, Belmont and Louisiana-Monroe all for the first time. Oregon State improved to 40-26 (.606) all-time in 13 postseason appearances and has a 23-17 (.575) record in NCAA Regional games.

Golden Against Pac-12 Hosts

The Pac-12 had four teams - Arizona, Stanford, Oregon and UCLA - that hosted an NCAA Regional in 2012. The Beavers went 9-5 against such clubs, sweeping Oregon (and 4-1 overall) and going 2-1 against both Stanford and UCLA. Arizona won the series between the clubs, 2-1.

Against The Field

The Beavers played a bulk of their games against postseason clubs during Pac-12 play as the league continued to be one of the strongest in the country. Overall, the Beavers went 10-5 against NCAA tournament clubs during the regular season, also defeating Oklahoma, 11-7, at Goss Stadium after finding themselves down 7-0 after two innings.

That's A Lot Of One-Run Games

It would be fitting that the Beavers' season-ending loss, coming 6-5 in 10 innings at LSU, would be a one-run game. Nearly one-third of the team's games this season were decided by one run and OSU went 10-9 in those games. That comes one year after Oregon State was 4-7. Five of the Beavers' 12 losses in Pac-12 in 2012 play came by just one run. On the other hand, the Beavers won six league games by one run.

Score Runs, Win Games ... Limit Runs, Win Games

There are undeniable truths in baseball and some state that when you score a lot of runs, you win games. When you limit what opponents do, you win games. For the Beavers in 2012, both held true. Oregon State was 27-0 when six or more runs in a game in 2012. Conversely, the Beavers were 18-0 when holding opponents to two runs or less. OSU was 1-12 when scoring two runs or less - the lone win was in the postseason against Belmont - while the Beavers were 6-11 when an opponent scored six or more.

Strong Staff

A starting pitcher gets credited for a quality start when throwing at least six innings and allowing three earned runs or less. The OSU starting staff accounted for 29 quality starts in 2012, and the Beavers went 22-7 when that happened. Seventeen of the 29 quality starts came at Goss Stadium. The trio of Ben Wetzler, Jace Fry and Dan Child combined for 26 of the 29 quality starts, with 18 coming in league play.

Excellent April

The Beavers went 12-6 in the month of April, posting a batting average of .266 when an earned run average of 3.00. OSU has combined to go 26-8 in April the last two years and has had winning Aprils in 13 of Pat Casey's 18 seasons as head coach.

Staying At An Average Of 40

Oregon State's 40 wins in 2012 gave the club 323 over the last eight seasons, which is still second to Arizona State, which finished with 36 wins and has 359 since 2005. The Beavers did

2012 Oregon State Season In Review Notes

move into a tie for the Pac-12 lead with seven postseason appearances in the past eight seasons; Arizona, Stanford and UCLA are all third with six. Oregon State is also averaging just shy of 15 league wins over that same stretch, second to Arizona State, which is at 17 1/2 a year.

Road Warriors

Oregon State played 36 of the team's 60 games away from Goss Stadium in 2012 and amassed a 22-14 record in such games. The Beavers have become accustomed to hitting the road, and are 318-261-4 (.549) in road and neutral-site games in 18 seasons under head coach Pat Casey. That's an average of nearly 18 wins a year away from Goss Stadium.

Mr. Award Winner

Michael Conforto had a simply outstanding freshman campaign in 2012 and was rightly recognized for his efforts. He was named a second-team All-American by Baseball America, the National College Baseball Writers Association (NCBWA) and American Baseball Coaches Association (ABCA). The NCBWA also named him the national Freshman Hitter of the Year, as did Louisville Slugger. The Pac-12 Conference's coaches named him the league's Freshman of the Year. His first honor of the year was as a member of the Baton Rouge Regional All-Tournament Team.

More On Conforto

So what exactly did Michael Conforto achieve during the 2012 season? The freshman had arguably the best offensive season in OSU history. He set the school record with 76 runs batted in, breaking Joe Gerber's previous record of 67 in 2000. He hit 13 home runs, good for fourth in a season at OSU, while also batting .349. He one of just two players in the Pac-12 to rank in the top 10 in batting average, home runs and RBI.

Fry Had An Outstanding Freshman Campaign, Too

Jace Fry was named a Freshman All-American by Louisville Slugger as well and deservedly so after leading the Beavers with a 2.45 earned run average. The left-hander went 5-3 in 88 1/3 innings. Opponents batted just .215 against him and he allowed a total of seven extra-base hits; his five doubles allowed were the least amongst qualified Pac-12 pitchers.

Dan Child With Solid Sophomore Campaign

Dan Child went 6-4 and posted a 2.95 earned run average, leading the Beavers with 106 2/3 innings pitched. He finished with 10 of the Beavers' 29 quality starts and is one of two Beavers - along with Michael Conforto - to represent the club on the USA Baseball Collegiate National Team.

All He Does Is Hit

Tyler Smith finished with a .343 batting average, second only to Michael Conforto's .349. Smith came into the season with a .236 career average and upped that to .284 after his outstanding junior campaign. He picked up his first All-Pac-12 First Team selection in 2012.

Matt Boyd Breaks In

Matt Boyd posted a 4-0 record and 3.41 earned run average in a team-leading 31 appearances in 2012. He now has a career ERA of 2.22, which ranks him fifth in Oregon State history (of pitchers with 120 or more innings). He is the first Beaver to break into the top 10 since Scott Anderson ended his OSU career with a 2.15 ERA in 1984.

Three More Draft Choices

The Beavers saw three players selected by MLB clubs - Matt Boyd, Ryan Dunn and Ryan Gorton - giving the team at least one every year dating back to 1993. All three had never been drafted prior to the selection; OSU head coach Pat Casey has had at least three players improve their draft stock every year dating back to 2004.

Walk This Way

The Beavers led the Pac-12 with 263 walks this season, marking their second consecutive year atop the list after leading the league with 258 in

2011. Since the Pac-12 unified in 1999, only Oregon State and Arizona State have led the league in walks. OSU has led the league four times while the Sun Devils have been atop the list 10 times.

OSU Players In The Pac-12 Rankings

Offense - Overall

Player	Cat.	Stat	Rank
Barnes	BB	33	5
Barnes	SH	12	T8
Conforto	Slg.	.601	1
Conforto	RBI	76	1
Conforto	HR	13	T1
Conforto	TB	131	T3
Conforto	OBP	.438	T4
Conforto	Avg.	.349	8
Dunn	2B	19	T3
Dunn	SF	6	T4
Dunn	BB	31	T8
Hayes	BB	32	5
Smith	SH	17	T4
Smith	OBP	.434	7
Smith	Avg.	.343	10
Tommasini	SH	18	T2

Offense - Pac-12 Only

Player	Cat.	Stat	Rank
Barnes	SH	9	T4
Conforto	RBI	36	1
Conforto	HR	8	1
Conforto	TB	65	2
Conforto	Slg.	.537	6
Dunn	2B	13	1
Dunn	Slg.	.551	5
Dunn	HR	5	T5
Gordon	HBP	9	T3
Smith	SH	12	2
Smith	H	41	T3
Smith	Avg.	.350	5
Smith	R	22	T9
Tommasini	SH	11	3

Pitching - Overall

Player	Cat.	Stat	Rank
Boyd	APP	17	5
Bryant	SV	3	T6
Child	ERA	3.23	11
Child	IP	64.0	11
Fry	BAA	.227	3
Fry	IP	72.0	7
Fry	SO	46	7
Fry	ERA	2.75	8
Wetzler	SO	50	4

Pitching - Overall

Player	Cat.	Stat	Rank
Boyd	APP	31	T7
Bryant	SV	9	T4
Child	SO	79	T8
Child	IP	106.2	T11
Fry	BAA	.216	4
Fry	ERA	2.45	7
Wetzler	W	8	T10
Wetzler	SO	75	11

OSU In 2012 Pac-12, National Rankings

Offense

Category	Stat	Pac-12	National
Batting average	.280	8	25
Scoring - Average	6.2	3	54
Runs	370	4	43
Hits	564	4	82
Doubles	114	3	39
Triples	10	T7	185
Home runs	34	3	75
Slugging pct.	.398	6	83
Stolen bases	40	7	217
Bases on balls	263	1	25
Sacrifice bunts	82	2	5
Hit by pitch	85	2	29
Sacrifice flies	26	6	64

Pitching/Defense

Category	Stat	Pac-12	National
Earned run average	3.48	4	54
Strikeouts/g inn.	6.7	5	120
Hits/g inn.	8.74	6	67
Walks/g inn.	3.46	5	117
Fielding pct.	.975	5	30
Double plays	62	2	12
Win pct.	.667	5	33

2012 Oregon State Roster

Coaches And Support Staff

5	Pat Casey	Head Coach (18th year)
7	Marty Lees.....	Associate Head Coach (11th year)
27	Pat Bailey.....	Assistant Coach (5th year)
21	Nate Yeskie	Assistant Coach (4th year)
34	Ryan Gipson.....	Undergraduate Assistant Coach (2nd year)
42	Andy Jenkins.....	Undergraduate Assistant Coach (1st year)
43	Jared Norris.....	Undergraduate Assistant Coach (1st year)

Ron Northcutt	Director of Operations
Josh Therrien.....	Athletic Trainer
Tim Rabas.....	Strength & Conditioning Coach
Ryley Croghan	Manager
Peyton Gastellum.....	Manager
Kurt Lupinski.....	Manager
Patrick McLoughlin	Manager
Michael Miller.....	Manager
Brian Richardson.....	Manager

No.	Pitchers (17)	Pos.	B/T	Yr.	Ht.	Wt.	Hometown	Previous School
20	Baylis, Cole	RHP	R/R	So.	6'8"	214	Los Altos, Calif.	St. Francis
31	Boyd, Matt	LHP	L/L	Jr.	6'3"	215	Mercer Island, Wash.	Eastside Catholic
22	Brocker, Cole	RHP	R/R	Jr.	6'4"	215	Appleton, Wis.	Kimberly/Sacramento City College
36	Bryant, Tony	RHP	R/R	Jr.	6'8"	220	Kennewick, Wash.	Kennewick
41	Child, Dan	RHP	R/R	So.	6'5"	225	Rocklin, Calif.	Jesuit
10	Davis, Dylan	RHP/OF	R/R	Fr.	6'0"	200	Redmond, Wash.	Redmond
23	Duke, Adam	RHP	R/R	So.	6'2"	185	Spanish Fork, Utah	Spanish Fork
18	Fielding, Matt	LHP	R/L	RFr.	5'9"	170	Rocklin, Calif.	Rocklin
11	Fry, Jace	LHP	L/L	Fr.	6'1"	195	Beaverton, Ore.	Southridge
19	McCall, Michael	RHP	R/R	Fr.	6'2"	173	Gig Harbor, Wash.	Gig Harbor
38	Reser, Zack	LHP	L/L	RFr.	6'2"	205	Beaverton, Ore.	Westview
37	Rodriguez, Carlos	LHP	L/L	Fr.	6'2"	198	Kapolei, Hawaii	Iolani School
24	Schultz, Scott	RHP	R/R	So.	6'3"	195	Gig Harbor, Wash.	Gig Harbor
26	Starr, Taylor	RHP	R/R	RSr.	6'2"	210	Longview, Wash.	Kelso
29	Tripp, Mitchell	RHP	R/R	Fr.	6'1"	195	Bellingham, Wash.	Meridian
28	Wetzler, Ben	LHP	L/L	So.	6'1"	200	Clackamas, Ore.	Clackamas
32	Wilkerson, Riley	RHP	R/R	Fr.	6'4"	182	West Linn, Ore.	West Linn

No.	Catchers (2)	Pos.	B/T	Yr.	Ht.	Wt.	Hometown	Previous School
6	Esposito, Nate	C/IF	R/R	Fr.	5'11"	180	Granite Bay, Calif.	Granite Bay
16	Gorton, Ryan	C	R/R	Sr.	6'2"	213	Tigard, Ore.	Tigard

No.	Infielders (6)	Pos.	B/T	Yr.	Ht.	Wt.	Hometown	Previous School
2	Dunn, Ryan	IF	R/R	Sr.	5'11"	185	Bend, Ore.	Esperanza/Orange Coast College
9	Hayes, Danny	IF	L/R	Jr.	6'5"	205	Rancho Murieta, Calif.	Jesuit
3	Keyes, Kevin	IF	S/R	So.	5'11"	185	Sandy, Utah	Alta
13	Rodriguez, Jake	IF/C	R/R	So.	5'9"	195	Elk Grove, Calif.	Elk Grove
1	Smith, Tyler	IF	R/R	Jr.	6'0"	191	Thousand Oaks, Calif.	Thousand Oaks
4	Tommasini, John	IF	S/R	Sr.	5'8"	171	Tenmile, Ore.	Roseburg

No.	Outfielders (11)	Pos.	B/T	Yr.	Ht.	Wt.	Hometown	Previous School
33	Barnes, Ryan	OF/IF	R/R	Jr.	6'0"	190	West Linn, Ore.	West Linn
8	Conforto, Michael	OF/IF	L/R	Fr.	6'1"	211	Woodinville, Wash.	Redmond
39	Dettman, Ryan	OF	L/R	Jr.	6'0"	175	Citrus Heights, Calif.	Del Campo/American River College
25	Dunatov, Jordan	OF	R/R	Fr.	6'6"	196	Scottsdale, Ariz.	Horizon
40	Gordon, Max	OF	L/L	Jr.	5'8"	170	Ashland, Ore.	Ashland/Sierra College
30	Howell, Ryan	OF	R/R	Fr.	6'0"	190	Brentwood, Calif.	Heritage
15	Manjarrez, Spencer	OF	R/R	Fr.	6'1"	196	Gig Harbor, Wash.	Gig Harbor
35	Matthews, Joey	OF	R/R	Jr.	5'10"	185	Vacaville, Calif.	Vacaville/Sacramento City College
17	Montgomery, Sam	OF	R/R	RSr.	5'11"	185	Fremont, Calif.	Bellarmine/Sierra College
12	Rulli, Nick	OF	R/R	So.	6'1"	185	Lake Oswego, Ore.	Lake Oswego/San Joaquin Delta College

Pronunciation Guide

Michael **Conforto** Con-fort-o
Marty **Lees** LEEZ
Kavin **Keyes** Kie-z

Spencer **Manjarrez** Man-JAR-ez
Zack **Reser** Ree-Sir
Nick **Rulli** Roo-lee
Josh **Therrien** Their-EE-en

Nate **Yeskie** Yes-KEY



2012 Oregon State
Baseball Media Guide



Oregon State Baseball
Statistical Archives



2012 Oregon State
Game Notes

2012 Numerical Roster

No.	Name	Pos.
1	Tyler Smith	IF
2	Ryan Dunn	IF
3	Kavin Keyes	IF
4	John Tommasini	IF
5	Pat Casey	HC
6	Nate Esposito	C
7	Marty Lees	AHC
8	Michael Conforto	OF
9	Danny Hayes	IF
10	Dylan Davis	OF
11	Jace Fry	LHP
12	Nick Rulli	OF
13	Jake Rodriguez	IF
15	Spencer Manjarrez	OF
16	Ryan Gorton	C
17	Sam Montgomery	OF
18	Matt Fielding	LHP
19	Michael McCall	RHP
20	Cole Baylis	RHP
21	Nate Yeskie	Asst.
22	Cole Bocker	RHP
23	Adam Duke	RHP
24	Scott Schultz	RHP
25	Jordan Dunatov	OF
26	Taylor Starr	RHP
27	Pat Bailey	Asst.
28	Ben Wetzler	LHP
29	Mitchell Tripp	RHP
30	Ryan Howell	OF
31	Matt Boyd	LHP
32	Riley Wilkerson	RHP
33	Ryan Barnes	OF
34	Ryan Gipson	Asst.
35	Joey Matthews	OF
36	Tony Bryant	RHP
37	Carlos Rodriguez	LHP
38	Zack Reser	LHP
39	Ryan Dettman	OF
40	Max Gordon	OF
41	Dan Child	RHP
42	Andy Jenkins	Asst.
43	Jared Norris	Asst.

2012 Roster Breakdown

By State/Country/Hometown

Arizona	1
Scottsdale	Jordan Dunatov
California	11
Brentwood	Ryan Howell
Elk Grove	Jake Rodriguez
Fair Oaks	Ryan Dettman
Fremont	Sam Montgomery
Granite Bay	Nate Esposito
Los Altos	Cole Baylis
Rancho Murieta	Danny Hayes
Rocklin	Dan Child
	Matt Fielding
Thousand Oaks	Tyler Smith
Vacaville	Joey Matthews
Hawaii	1
Kapolei	Carlos Rodriguez
Oregon	10
Ashland	Max Gordon
Beaverton	Jace Fry
	Zack Reser
Bend	Ryan Dunn
Clackamas	Ben Wetzler
Lake Oswego	Nick Rulli
Tenmile	John Tommasini
Tigard	Ryan Gorton
West Linn	Ryan Barnes
	Riley Wilkerson
Utah	2
Sandy	Kavin Keyes
Spanish Fork	Adam Duke
Washington	9
Bellingham	Mitchell Tripp
Gig Harbor	Scott Schultz
	Spencer Manjarrez
	Michael McCall
Kelso	Taylor Starr
Kennewick	Tony Bryant
Mercer Island	Matt Boyd
Redmond	Dylan Davis
Woodinville	Michael Conforto
Wisconsin	1
Appleton	Cole Bocker

By Experience

Three Letters	2
Ryan Gorton	Catcher
John Tommasini	Infielder
Two Letters	4
Ryan Barnes	Outfielder
Matt Boyd	Pitcher
Tony Bryant	Pitcher
Danny Hayes	Infielder
Tyler Smith	Infielder
Taylor Starr	Pitcher
One Letter	9
Cole Baylis	Pitcher
Dan Child	Pitcher
Adam Duke	Pitcher
Ryan Dunn	Infielder
Max Gordon	Outfielder
Kavin Keyes	Infielder
Jake Rodriguez	Infielder
Scott Schultz	Pitcher
Ben Wetzler	Pitcher
Transfer	3
Cole Bocker	Pitcher
Ryan Dettman	Outfielder
Joey Matthews	Outfielder
Redshirt	4
Matt Fielding	Pitcher
Sam Montgomery	Outfielder
Zack Reser	Pitcher
Nick Rulli	Outfielder
High School	11
Michael Conforto	Outfielder
Dylan Davis	Outfielder
Jordan Dunatov	Outfielder
Nate Esposito	Catcher
Jace Fry	Pitcher
Ryan Howell	Outfielder
Spencer Manjarrez	Outfielder
Michael McCall	Pitcher
Carlos Rodriguez	Pitcher
Mitchell Tripp	Pitcher
Riley Wilkerson	Pitcher

By Class

Senior	4
Pitchers	1
Position Players	3
Junior	10
Pitchers	3
Position Players	7
Sophomore	8
Pitchers	5
Position Players	3
Freshman	13
Pitchers	8
Position Players	5

Batting

Right	26
Left	7
Switch	2

2012 Beavers Selected In MLB Draft

Player	Pos.	Year	Rd.	Team
Matt Boyd	LHP	2012	13	Cincinnati Reds
Cole Bocker	RHP	2011	39	Detroit Tigers
Tony Bryant	RHP	2009	25	Minnesota Twins
Dan Child	RHP	2010	48	San Diego Padres
Adam Duke	RHP	2010	16	Boston Red Sox
Jordan Dunatov	OF	2011	14	Pittsburgh Pirates
Ryan Dunn	3B	2012	17	Tampa Bay Rays
Nate Esposito	C/IF	2011	46	Oakland Athletics
Jace Fry	LHP	2011	9	Oakland Athletics
Ryan Gorton	C	2012	31	Oakland Athletics
Carlos Rodriguez	LHP	2011	20	Atlanta Braves
Jake Rodriguez	IF	2010	11	Los Angeles Angels of Anaheim
Taylor Starr	RHP	2011	37	Cleveland Indians
Ben Wetzler	LHP	2010	15	Cleveland Indians



33 Ryan Barnes
Jr. • OF/IF
R/R • 6'0" • 190
West Linn, Ore.



20 Cole Baylis
So. • RHP
R/R • 6'8" • 214
Los Altos, Calif.




31 Matt Boyd
Jr. • LHP
L/L • 6'3" • 215
Mercer Island, Wash.



22 Cole Brocker
Jr. • RHP
R/R • 6'4" • 215
Appleton, Wis.



36 Tony Bryant
Jr. • RHP
R/R • 6'8" • 220
Kennewick, Wash.



41 Dan Child
So. • RHP
R/R • 6'5" • 225
Rocklin, Calif.



8 Michael Conforto
Fr. • OF/IF
L/R • 6'1" • 211
Woodinville, Wash.




10 Dylan Davis
Fr. • RHP/OF
R/R • 6'0" • 200
Redmond, Wash.



39 Ryan Dettman
Jr. • OF
L/R • 6'0" • 175
Fair Oaks, Calif.



23 Adam Duke
So. • RHP
R/R • 6'2" • 185
Spanish Fork, Utah



25 Jordan Dunatov
Fr. • OF
R/R • 6'6" • 196
Scottsdale, Ariz.



2 Ryan Dunn
Sr. • IF
R/R • 5'11" • 185
Bend, Ore.




6 Nate Esposito
Fr. • C/IF
R/R • 5'11" • 180
Granite Bay, Calif.



18 Matt Fielding
Rfr. • LHP
R/L • 5'9" • 170
Rocklin, Calif.



11 Jace Fry
Fr. • LHP
L/L • 6'1" • 195
Beaverton, Ore.



40 Max Gordon
Jr. • OF
L/L • 5'8" • 170
Ashland, Ore.



16 Ryan Gorton
Sr. • C
R/R • 6'2" • 213
Tigard, Ore.




9 Danny Hayes
Jr. • IF
L/L • 6'5" • 205
Rancho Murieta, Calif.



30 Ryan Howell
Fr. • OF
R/R • 6'0" • 190
Brentwood, Calif.




3 Kevin Keyes
So. • IF
S/R • 5'11" • 185
Sandy, Utah



15 Spencer Manjarrez
Fr. • OF
R/R • 6'1" • 196
Gig Harbor, Wash.



35 Joey Matthews
Jr. • OF
R/R • 5'10" • 185
Vacaville, Calif.



19 Michael McCall
Fr. • RHP
R/R • 6'2" • 173
Gig Harbor, Wash.



Sam Montgomery
R.Jr. • OF
R/R • 5'11" • 185
Fremont, Calif.



Zack Reser
R.Fr. • LHP
L/L • 6'2" • 205
Beaverton, Ore.



Carlos Rodriguez
Fr. • LHP
L/L • 6'2" • 198
Kapolei, Hawaii



Jake Rodriguez
So. • IF/C
R/R • 5'9" • 195
Elk Grove, Calif.



Nick Rulli
RSo. • OF
R/R • 6'1" • 185
Lake Oswego, Ore.




Scott Schultz
So. • RHP
R/R • 6'3" • 195
Gig Harbor, Wash.



Tyler Smith
Jr. • IF
R/R • 6'0" • 191
Thousand Oaks, Calif.



Taylor Starr
RSr. • RHP
R/R • 6'2" • 210
Kelso, Wash.



John Tommasini
RSr. • IF
S/R • 5'8" • 171
Tenmile, Ore.



Mitchell Tripp
Fr. • RHP
R/R • 6'1" • 195
Bellingham, Wash.



Ben Wetzler
So. • LHP
L/L • 6'1" • 200
Clackamas, Ore.



Riley Wilkerson
Fr. • RHP
R/R • 6'4" • 182
West Linn, Ore.



Pat Casey
Head Coach
18th Year



Marty Lees
Associate Head Coach
11th Year



Pat Bailey
Assistant Coach
5th Year



Nate Yeskie
Assistant Coach
4th Year



Ryan Gipson
Undergraduate
Assistant Coach



Andy Jenkins
Undergraduate
Assistant Coach



Jared Norris
Undergraduate
Assistant Coach



PAT CASEY

Head Coach • 18th Year
618-376-4 (Oregon State)
789-489-5 (25 years overall)
#5
George Fox, '90

Now the winningest coach in Oregon State history, Pat Casey guided the Beavers to their fourth consecutive postseason trip in 2012, setting a school record.

Casey won his 614th career game on May 25, 2012, surpassing Jack Riley as the winningest coach in school history. The Beavers eventually swept Oregon and Casey holds 616 victories entering the 2012 postseason.

The club finished the 2012 season with 40 wins as he and OSU won seven Pac-12 series, going 9-5 against Pac-12 foes who advanced to the postseason.

The Beavers have won 40 games five times in school history, all occurring under Casey.

Casey guided the Beavers to 41 wins during the season in 2011, reaching the 30-win plateau for the 11th time in his 17 seasons in Corvallis.

In doing so, Casey guided the Beavers to their third regional host nomination since 2005, and Oregon State advanced to the postseason for the sixth time in the past seven seasons, the best stretch in the history of the program.

He was named the 2011 Pacific-10 Conference Coach of the Year for the third time, previously reaching the accomplishment in 2005 and 2006.

Casey has guided Oregon State to two national championships and two Pac-10 titles. He has won an outstanding 33 games in the postseason, which accounts for better than 85 percent of the program's all-time NCAA wins.

Arguably one of the most successful active Division-I head coaches in the country, Casey has established a level of winning unrivaled in the program's history.

Prior to the start of the 2010 season, he was named as the top collegiate coach of the last decade by Baseball America in a vote by his peers. The Beavers, meanwhile, were named as the No. 2 program of the decade, trailing only Texas. The Beavers and Casey earned the special recognition after winning back-to-back national championships in 2006 and 2007 and winning Pacific-10 Conference titles in 2005 and 2006.

Perhaps an even more special honor was bestowed upon Casey just prior. He and his wife, Susan, were recipients of the Nell and John Wooden Coaching Achievement Award. The honor goes to a head coach and his spouse for their dedication to success on the field and in making an impact on the lives of their players.

Truly, Pat Casey has been the right person to lead Oregon State baseball over the last decade and a half.

In the past seven seasons alone, Casey has guided the Beavers to 315 victories, which is second in the Pac-10. During that same stretch, Casey's clubs have won 97 conference games, which is second-most among division clubs.

In that seven-year stretch, seven players have earned All-America honors while 19 players have been recognized as All-Pac-10 performers. That includes two league Most Valuable Player awards and two Defensive Player of the Year selections.

The Beavers reached the postseason for the fifth time in six seasons in 2010, advancing to the Gainesville Regional. The Beavers bowed out in three games, but just days after, the Beavers had eight players selected in the MLB Draft, seven of whom would eventually sign their first professional contracts.

Casey and the Beavers advanced to the championship game of the Fort Worth Regional in 2009. Oregon State finished the 2009 campaign with a 37-19 record and 15-12 mark in Pac-10 play, tying the club for third.

On May 19, 2009, Casey became just the third head coach in school history to record 500 victories with the Beavers when OSU defeated Oregon. His 537 wins at the start of 2011 sits in third place in school history.

In 2008, Casey and the Beavers went 28-24 and missed out on the postseason. But the Beavers played perhaps their most ambitious schedule in school history and took series from five schools that earned either No. 1 or No. 2 seeds in NCAA Regionals. Oregon State posted a 5-5 record against College World Series teams, taking 2-of-3 in separate series against Arizona State and Georgia.

In 2008, Casey made marks on the program, literally. He spearheaded a fundraising campaign to expand Goss Stadium, adding nearly 1,000 permanent seats, a stadium suite, new player's lounge, academic room and Hall of Fame room. The additions transformed Goss Stadium from one of the best in the West into one of the nation's finest collegiate stadiums.

In 2007, Casey, his staff and the team's players worked hard to build team chemistry, coming together at the right time for a second-straight national championship. Oregon State went an incredible 39-4 in non-conference games, including an 11-1 mark in the postseason. After losing their second game at the Charlottesville Regional, the Beavers went on a dynamic run, winning their last 10 games -- including five in Omaha -- to claim the national title.

That title thrust Oregon State into NCAA baseball lore. The Beavers became just the fifth program to win back-to-back national titles, joining Texas (1949-50), USC (1970-74), Stanford (1987-88) and LSU (1996-97).

For his ability to mold the Beavers into the nation's finest, Casey was again recognized as a national coach of the year, this time by Collegiate Baseball and the American Baseball Coaches Association. The honors come a year after Casey was the consensus national coach of the year in leading Oregon State to its first title.

That 2006 title was just as special, as the Beavers became the first program from the Pacific Northwest to the NCAA Division I College World Series.

The 2006 Beavers had a storybook season, capped by a run through the CWS that saw them win six elimination games in Omaha to win the national championship. After being beaten by Miami (Fla.) in its opening game, OSU won four straight -- including back-to-back shutouts of top-ranked Rice -- to reach the championship series. In the best-of-three finals against North Carolina, OSU lost the opening game and trailed by five runs in the second game before rallying for wins of 11-7 and 3-2 for the title.

Oregon State's 50-16 season set a school record for wins for the second straight season, and the Beavers' refuse-to-lose style of play captured the hearts of not only those watching in Omaha, but college baseball fans across the nation.

After the 2006 season, Oregon State signed Casey to a new 10-year contract to guarantee his future in Corvallis. Casey had become an attractive candidate for coaching vacancies at a number of high-profile schools given the Beavers' amazing success.

In retaining Casey, Oregon State instantly kept its most successful coach in Corvallis. It also allowed the Beavers to have the knowledge they have one of the most recognized coaches in the nation. In 2006, after winning the team's first title, Casey was recognized as the National Coach of the Year by Collegiate Baseball, Baseball America and American Baseball Coaches Association (ABCA).

In 2005, he was named the Pac-10's Coach of the Year after guiding the Beavers to their first of two straight conference titles. He earned the honor again in 2006 with the second title. In both years, he was recognized as the ABCA's West Region Coach of the Year.

With back-to-back titles comes increased exposure. For the second time under Casey's tenure, Oregon State has expanded the Beavers' home field, and both times, Casey has been a driving force behind the renovations.

In 1999, Oregon State expanded what is now known as Goss Stadium at Coleman Field, adding increased seating, improved locker rooms and a full press box.

And Casey and the Beavers have rewarded the fans with increased chances to watch the team play. In each of their three College World Series years, the Beavers played a super regional at venerable Goss, and it has paid off. Oregon State has gone 6-1 at super regionals in Corvallis, defeating USC, Stanford and Michigan.

In 2005 and 2006, Casey earned both the Pacific-10 Conference and NCAA West Region Coach of the Year honors for guiding the Beavers to back-to-back Pac-10 championships and berths in the CWS.

Since Casey became Oregon State's head coach prior to the 1995 season, the Beavers have moved into a prominent position on the national

scene.

OSU has had players earn spots on the USA Baseball Collegiate National Team five times, earn All-America honors 13 times, and had players taken in the top 10 rounds of the Major League Baseball draft 35 times - including first-rounders Jacoby Ellsbury in 2005 and Kunz and Canham in 2007. Ellsbury became Oregon State's first former player to win a Major League World Series when he and the Boston Red Sox won their second title in four seasons in 2007.

In 2005, OSU had been picked to finish sixth in the Pacific-10 in the annual coaches poll; Casey guided the Beavers to the Pac-10 championship and the College World Series. OSU's 46-12 record was a school record for wins in a season, the Beavers' No. 7 finish in the final polls was Oregon State's highest ever, and OSU's No. 2 ranking during the season was the highest it had ever climbed in the national rankings.

Casey was also named Co-Coach of the Year in the Pacific-10 Northern Division for the 1997 season, and the Beavers have set numerous school records during Casey's time at OSU.

Casey was instrumental in the drive to build Goss Stadium at Coleman Field, the 1999 renovation to Oregon State's longtime ballpark. The OSU head coach was heavily-involved in fundraising for the \$2.3 million project; when the go-ahead was given for construction, he had a hand in the ballpark's design to assure that it would be one of the most user-friendly facilities in college baseball. In 2002, the ballpark also received its first set of lights for night play.

For the 2007 season, a new scoreboard with video replay capabilities and a new FieldTurf infield were installed at Goss Stadium at Coleman Field. In all, Casey has been a guiding force in each step of renovation at Goss, and those improvements have made the picturesque ballpark one of the finest in the nation and in the Pac-10.

Oregon State hired Casey in the summer of 1994, asking him to follow in the large footsteps of Jack Riley, who retired after 22 seasons as head coach.

Most of the key players from OSU's 1994 Northern Division pennant-winning team had graduated, but Casey's first season saw the Beavers battle to a winning record of 25-24-1 in 1995. That set the stage for one of the finest three-year runs in the long history of baseball at Oregon State.

In 1996, the Beavers posted a 32-16-1 record and went into the final weekend of the season with a chance to win the Pac-10 Northern Division pennant. In 1997, Oregon State set a school record for wins in the regular season with a record of 38-12-1 and took postseason hopes into the final weekend.

In 1998, Oregon State broke into the national rankings for the first time in four years and went 35-14-1. The season included series sweeps of Arizona, which was ranked in the top 10 at the time, and UCLA.

In 2001, Oregon State again made a strong bid for the postseason, finishing with a 31-24 record. OSU had five wins over teams ranked in the final Baseball Weekly/USA Today coaches poll of the regular season and had a 10-9 record against schools selected for the NCAA Regionals.

In 2004, OSU's 7-0 start was the school's best in 42 years. That team had a then-school-record six players selected in the MLB draft and another signed as a free agent, and it set the stage for the magic of 2005 and 2006.

Casey came to OSU after seven seasons at George Fox College, a NAIA school in his hometown of Newberg, Ore. Under Casey, the Bruins went 171-113-1 (.602) overall and were 155-54-1 against NAIA competition; they won three District 2 titles, five Metro Valley Conference titles and two Cascade Conference titles.

During his time at George Fox, Casey was named Coach of the Year three times in District 2, four times in the Metro Valley Conference and twice in the Cascade Conference.

Casey earned his bachelor's degree in Interdisciplinary Studies from George Fox in 1990. He played for the University of Portland from 1978-80 and was a first-team All-NorPac Conference outfielder his final two seasons. He was a second-team All-Region selection in 1980. He also lettered in basketball one season.

After being drafted in the 10th round by the San Diego Padres in 1980, Casey played seven professional seasons. He reached Class AAA with the Calgary Cannons in 1985-86 and the Portland Beavers in 1987.

After concluding his professional playing career, Casey took over George Fox's baseball program; while coaching the baseball team, he also played basketball for the Bruins while completing his degree.

Casey, 52, was born in McMinnville, Ore. He graduated in 1977 from Newberg High, where he starred in football, basketball and baseball.

He and his wife, Susan, have four children - Jonathan (24), Brett (23), Ellie (19) and Joseph (12).

The File On Pat Casey

George Fox College

YEAR	POSITION	W-L-T	PCT.
1988	Head coach	15-14-0	.517
1989	Head coach	22-14-0	.611
1990	Head coach	24-17-0	.585
1991	Head coach	24-21-0	.530
1992	Head coach	29-18-0	.617
1993	Head coach	26-16-1	.616
1994	Head coach	31-13-0	.721
Totals	7 Seasons	171-113-1	.602

Oregon State University

YEAR	POSITION	W-L-T	PCT.
1995	Head coach	25-24-1	.510
1996	Head coach	32-16-1	.663
1997	Head coach	38-12-1	.755
1998	Head coach	35-14-1	.710
1999	Head coach	19-35-0	.352
2000	Head coach	28-27-0	.509
2001	Head coach	31-24-0	.564
2002	Head coach	31-23-0	.574
2003	Head coach	25-28-0	.472
2004	Head coach	31-22-0	.585
2005	Head coach	46-12-0	.793
	Pac-10 Champions, College World Series		
2006	Head coach	50-16-0	.758
	Pac-10 Champions, National Champions		
2007	Head coach	49-18-0	.731
	National Champions		
2008	Head Coach	28-24-0	.538
2009	Head Coach	37-19-0	.661
2010	Head Coach	32-23-0	.581
2011	Head Coach	41-19-0	.691
2012	Head Coach	40-20-0	.667
Totals	18 Seasons	618-376-4	.622
Career	25 Seasons	789-489-5	.617

2011 Pacific-10 Conference Coach of the Year:

Voted by Pacific-10 coaches

2007 National Coach of the Year: Collegiate

Baseball Newspaper, American Baseball Coaches Association

2006 National Coach of the Year: American

Baseball Coaches Association, Baseball America magazine, Collegiate Baseball Newspaper

2005 National Co-Coach of the Year: College

Baseball Foundation

2006 West Region Coach of the Year: American

Baseball Coaches Association

2005 West Region Coach of the Year: American

Baseball Coaches Association

2006 Pacific-10 Conference Coach of the Year:

Voted by Pacific-10 coaches

2005 Pacific-10 Conference Coach of the Year:

Voted by Pacific-10 coaches

1997 Pacific-10 Conference Northern Division

Coach of the Year: Voted by Pacific-10 coaches

2005 Slat's Gill Sportsperson of the Year: State

of Oregon Sports Awards

College Education

Alma Mater: George Fox, 1990

Degree: Interdisciplinary Studies

Playing Career

Collegiate: University of Portland (1978-80)

First-Team All-Nor-Pac (1979, 80)

Second-Team All-Region (1980)

Professional: Drafted in 10th round of 1980 MLB

Draft by San Diego

Personal

Hometown: McMinnville, Ore.

High School: Newberg High

Wife: Susan

Children: Jonathan (24), Brett (23), Ellie (19), Joseph (12) Joseph (12).



MARTY LEES

Assoc. Head Coach ▪ 11th Year
 Defense ▪ Infielders ▪ Catchers
 Third Base Coach
 #7
 Western Oregon, '94

Marty Lees completed 11th season with the Oregon State baseball team in 2012, and prior to the 2010 campaign, was promoted to the position of associate head coach for Oregon State after spending the previous eight seasons as an assistant coach.

Lees and the Beavers have had one of their more impressive defensive clubs this season, finishing the season with a .975 fielding percentage, including a .982 clip in Pac-12 play.

He has made a steady impact on the Beavers in each of his areas, turning the Beavers into a top defensive squad season after season and helping deliver top recruiting classes in just two years as the team's coordinator.

The Beavers are one of the nation's top defensive teams on a yearly basis, and owe a large portion of that success to Lees' tutelage of infielders and catchers. In 2009, for the third straight season, the Beavers ranked in the top 20 nationally in fielding percentage, posting a .977 mark, which tied a school record and placed the Beavers in a tie for sixth nationally and first in the Pacific-10 Conference.

In 2011, his tutelage helped produce five infielders and catchers who earned All-Pac-10 honors, including Kavin Keyes, a first-teamer who had joined the club after foregoing his senior year of high school. Of the five, two were drafted, including Andrew Susac, who went in the second round.

As recruiting coordinator, Lees has established a level of excellence in just five full seasons with the title. Lees has an eye for talent and it has shown in his national recruiting rankings, in which the Beavers have placed in the top 25 every season under him.

Most recently, his recruiting class for the 2012 season was ranked seventh nationally by Baseball America and ninth by Collegiate Baseball.

Other recruiting classes have been ranked in the top 15 multiple times: in 2008, it was third, followed by a No. 12 spot in 2009 and the 2011 crop of recruits was ranked as high as 12th.

During Oregon State's two national title runs and three straight visits to the College World Series from 2005-2007, pitching and defense were at the forefront.

From 2005 through 2010, nine starting OSU infielders who were eligible to turn professional were either selected in the Major League Baseball draft or signed free agent contracts with MLB teams. Most recently, Stefen Romero signed a professional contract with Seattle after a fine OSU career. Darwin Barney, a former OSU shortstop, became the 23rd former Beaver to reach the Major Leagues when he made his debut for the Chicago Cubs in 2010.

The Pac-10 began its Defensive Player of the Year award in 2006, and the initial recipient was Kunda. The shortstop in 2005 and 2006, Barney, was named the Pac-10 Freshman of the Year in 2005 and was selected to Team USA, the United States national team that plays an international summer schedule, in 2006.

Lees became a full-time assistant coach in 2004, having spent the 2002 and 2003 seasons as OSU's volunteer assistant coach. In addition to overseeing OSU's team defense, Lees supervises the Beavers' baserunning and coaches third base.

Lees earned his bachelor's degree in physical education from Western Oregon in 1994.

Lees also attended Lane Community College, playing baseball and basketball. He graduated from Lakeview High School.

Lees and his wife, Kristy, have three sons, Brandon (12), Brady (10) and Jacob (6).



PAT BAILEY

Assistant Coach ▪ 5th Year
 Hitters ▪ Outfielders
 #27
 Idaho, '78

Pat Bailey finished his fifth season as an assistant coach with the Oregon State baseball team in 2012, helping guide the club to its program-record fourth consecutive postseason appearance.

Bailey, who coaches the team's hitters and outfielders, mentored Freshman All-American Michael Conforto to a school-record 76 RBI and a .349 batting average in 2012, helping highlight the team's offensive season.

In 2011, he helped guide the Beavers to their third consecutive postseason appearance and the sixth in seven years.

In 2011, the club's outfielders included Ryan Barnes, who, after not playing a significant role in 2010, started 44 games and drove in 25 runs, as well as Brian Stamps, an MLB draftee who tallied 11 doubles and seven stolen bases.

Bailey's center fielder in 2010, Adalberto Santos, was the team's most dangerous player last season, leading the team in triples and was among the team's leaders in batting average and home runs. Santos was later selected in the 22nd round of the MLB Draft by Pittsburgh and was named one of the New York-Penn League's top prospects.

In 2009, his second year with OSU, the team's hitting and outfield coach inherited a host of position players who were new to the program or who had seen little playing time in previous seasons. Bailey helped mold players such as Adalberto Santos, Stefen Romero and Michael Miller into everyday contributors who played key roles in the team's lineup. Santos was named to the All-Pac-10 Honorable Mention team in the process while Romero led OSU with five home runs.

Bailey came to Oregon State prior to the 2008 season after spending 12 seasons at George Fox, winning a Division III national title with the Bruins in 2004.

Bailey, 53, compiled a 353-158 record - and is the winningest coach in school history - and earned National Coach of the Year honors after that 2004 national title. He was an eight-time Northwest Conference Coach of the Year honoree.

During Bailey's tenure, the Bruins won or shared eight Northwest Conference titles. George Fox advanced to the NCAA tournament six times and to the NAIA playoffs twice before moving to the NCAA.

Bailey is the winningest baseball coach in the school's history.

In 2004, Bailey's team became the first George Fox squad in any sport to win an NCAA national championship. The Bruins went 40-10 overall, setting a new single-season record for wins and tying the record for best winning percentage at .800.

After tying for the 2004 NWC title, George Fox earned an at-large bid to the NCAA tournament. The Bruins swept through four games at the NCAA West Regional in Orange, Calif., and then posted a 5-1 record at the Division III World Series in Appleton, Wis., beating Eastern Connecticut State 6-3 in the championship game. All nine of George Fox's postseason wins came against nationally ranked teams, and four of its five wins in the World Series were against pitchers who were first- or second-team All-Americans.

Seven of Bailey's George Fox players signed professional contracts, including five members of the national championship team. His players earned 10 All-America honors and four Academic All-America honors.

Bailey earned his business education degree from the University of Idaho in 1978 and his master of education degree in educational administration from Oregon in 1983. Bailey earned two letters in baseball at Idaho and was the team captain.

Bailey graduated in 1974 from Moscow (Idaho) High School, where he played football, basketball and baseball, being named the baseball team's Most Valuable Player.

Bailey and his wife, Susan, have two children: son Alex, who played baseball for George Fox in 2003; and daughter Ann. His daughter, Ann, is married to Collin Schneider and they have one child, Adlai, 1.



NATE YESKIE

Assistant Coach • 4th Year
Pitchers
#21
UNLV, '03

Former professional pitcher Nate Yeskie completed his fourth season as an assistant coach at Oregon State in 2012 and guides the team's pitching staff.

Yeskie's staff finished the year with a 3.48 earned run average and his pitchers have combined to throw 29 quality starts.

He mentored Jace Fry to a Freshman All-America honor and helped Dan Child to a 6-4 record and Team USA berth a year after finishing with just five innings of relief.

The Oregon State staff has recorded a sub-4.00 ERA in three of Yeskie's seasons while combining for 16 complete games, 18 shutouts and 60 saves in 70 attempts.

The Oregon State staff finished the season with a team ERA of 3.14 in 2011, which is the lowest since 2005 and the second-lowest since 1979.

Yeskie's staff included Sam Gaviglio, who won 12 games and was named an All-American and at one point was a semifinalist for the Golden Spikes Award, as well as Tony Bryant, who saved 12 games. Josh Osich threw the program's first complete-game no-hitter since 1947 when the Beavers defeated UCLA, 2-0, on April 30.

Yeskie served as the pitching coach at his alma mater, UNLV, from 2005 to 2007. During his tenure with the Runnin' Rebels, Yeskie mentored eight players who earned either an All-Conference or All-Tournament Team selection. In 2005, Yeskie's staff helped enable UNLV to win the Mountain West Conference regular season, the MWC Tournament and earn a berth to the Tempe Regional.

Eight UNLV pitchers who were tutored by Yeskie in his three seasons were been selected by Major League Baseball clubs, while another signed as an undrafted free agent.

Prior to returning to UNLV as a coach, Yeskie spent five seasons in the Minnesota Twins Minor League system, reaching as high as Double-A New Britain. He finished with a 27-24 record and 4.91 earned run average over the five seasons. Yeskie went 11-7 with Fort Wayne of the Midwest League in 1997, recording 111 strikeouts in 165 1/3 innings of work. In 2000, his last season, the La Crosse, Wis., native went 4-1 in 21 appearances.

In the 1999 offseason, Yeskie played for the Grand Canyon Rafter of the Arizona Fall League, a league often reserved for the top professional prospects.

During his time in professional baseball, Yeskie worked with former Detroit Tigers pitching coach and current Kansas City Minor League Pitching Coordinator Rick Knapp as well as MLB veterans Bert Blyleven, Mel Stottlemyre, Jr., and former pitching coach Billy Connors, who once held the position of Director of Player Personnel with the New York Yankees.

Yeskie came to the Twins organization after being drafted in the ninth round of the 1996 Major League Baseball First-Year Player Draft. Minnesota selected the right-hander after he finished his UNLV career with a 22-12 mark, including 16 complete games.

In 1994, 1995 and 1996, Yeskie was invited to five Team USA Olympic Trial appearances. He was also rated as the sixth-best MLB Draft prospect entering his junior year at UNLV.

A three-year letterwinner, his 147 strikeouts in 1995 still stand as UNLV's single-season record. The mark was also fifth-best nationally that season, and coupled with his nine complete games – which led the Big West Conference – earned him First-Team All-Big West and First-Team All-Region honors.

Yeskie was drafted in the sixth round of the 1993 draft by the Los Angeles Dodgers after a stellar high school career at Carson High, one that saw him set a number of school records. En route to earning first-team All-America honors in 1993, he finished with a 12-0 record and a school record for strikeouts in a season (158) and strikeouts in a game (20).

Yeskie married the former Brittney Belshe, a former Oregon State volleyball player, in January 2012. The couple resides in Corvallis.



RON NORTHCUTT

Director of Operations
6th Year



RYAN GIPSON

Undergraduate Assistant Coach
2nd Year



ANDY JENKINS

Undergraduate Assistant Coach
1st Year



JARED NORRIS

Undergraduate Assistant Coach
1st Year

Career Statistics

Barnes, Ryan • OF/IF

Year	AVG	GP	GS	AB	R	H	2B	3B	HR	RBI	TB	SLG%	BB	HBP	SO	GDP	OB%	SF	SH	SB	ATT	PO	A	E	FLD%
2010	.000	6	0	4	1	0	0	0	0	0	0	.000	0	0	3	1	.000	0	0	0	0	0	0	0	.000
2011	.248	51	44	165	26	41	9	2	1	25	57	.345	21	6	18	8	.352	1	9	8	10	62	2	3	.955
2012	.284	58	56	201	39	57	13	0	2	24	76	.378	33	12	27	5	.411	2	12	11	12	295	8	0	1.000
TOTAL	.265	115	100	370	66	98	22	2	3	49	133	.359	54	18	48	14	.382	3	21	19	22	357	10	3	.992

Baylis, Cole • RHP

Year	ERA	W	L	APP	GS	CG	SHO	CBO	SV	IP	H	R	ER	BB	SO	2B	3B	HR	AB	B/Avg	WP	HBP	BK	SFA	SHA
2011	2.25	1	0	14	0	0	0	0	0	12.0	11	4	3	7	12	1	0	0	57	.224	0	1	1	0	0
2012	8.10	0	1	5	3	0	0	0	0	10.0	13	10	9	9	7	2	0	1	52	.333	4	3	0	1	0
TOTAL	4.91	1	1	19	3	0	0	0	0	22.0	24	14	12	16	19	3	0	1	109	.273	4	4	1	1	0

Boyd, Matt • LHP

Year	ERA	W	L	APP	GS	CG	SHO	CBO	SV	IP	H	R	ER	BB	SO	2B	3B	HR	AB	B/Avg	WP	HBP	BK	SFA	SHA
2010	1.90	7	1	20	2	0	0	1	0	42.2	31	11	9	14	28	9	1	4	179	.200	0	7	0	0	3
2011	1.57	0	0	30	0	0	0	2	4	46.0	42	12	8	11	35	6	0	2	186	.253	2	3	0	0	5
2012	3.41	4	0	31	0	0	0	1	3	37.0	33	18	14	13	31	4	2	3	158	.237	1	3	0	0	3
TOTAL	2.22	11	1	81	2	0	0	4	7	125.2	106	41	31	38	94	19	3	9	523	.230	3	13	0	0	11

Brocker, Cole • RHP

Year	ERA	W	L	APP	GS	CG	SHO	CBO	SV	IP	H	R	ER	BB	SO	2B	3B	HR	AB	B/Avg	WP	HBP	BK	SFA	SHA
2012	4.88	0	3	25	0	0	0	0	0	24.0	30	19	13	9	26	5	0	6	109	.306	1	0	0	1	1

Bryant, Tony • RHP

Year	ERA	W	L	APP	GS	CG	SHO	CBO	SV	IP	H	R	ER	BB	SO	2B	3B	HR	AB	B/Avg	WP	HBP	BK	SFA	SHA
2010	4.64	0	0	14	1	0	0	0	0	21.1	19	12	11	5	19	4	1	3	86	.250	1	3	0	1	1
2011	1.52	3	2	28	0	0	0	2	12	47.1	39	9	8	11	40	10	0	0	192	.224	3	2	0	1	4
2012	3.82	6	2	24	0	0	0	1	9	30.2	33	13	13	8	35	6	0	2	130	.282	2	0	0	2	3
TOTAL	2.90	9	4	66	1	0	0	3	21	99.1	91	34	32	24	94	20	1	5	408	.248	6	5	0	4	8

Child, Dan • RHP

Year	ERA	W	L	APP	GS	CG	SHO	CBO	SV	IP	H	R	ER	BB	SO	2B	3B	HR	AB	B/Avg	WP	HBP	BK	SFA	SHA
2011	9.00	0	1	4	0	0	0	0	0	5.0	7	6	5	2	2	1	0	0	26	.333	0	2	0	0	1
2012	2.95	6	4	17	16	1	0	2	1	106.2	108	51	35	25	79	18	2	3	446	.273	6	10	1	4	12
TOTAL	3.22	6	5	21	16	1	0	2	1	111.2	115	57	40	27	81	19	2	3	472	.276	6	12	1	4	13

Conforto, Michael • OF

Year	AVG	GP	GS	AB	R	H	2B	3B	HR	RBI	TB	SLG%	BB	HBP	SO	GDP	OB%	SF	SH	SB	ATT	PO	A	E	FLD%
2012	.349	58	56	218	45	76	14	1	13	76	131	.601	24	12	37	5	.438	2	2	1	2	63	3	1	.985

Davis, Dylan • RHP/OF

Year	AVG	GP	GS	AB	R	H	2B	3B	HR	RBI	TB	SLG%	BB	HBP	SO	GDP	OB%	SF	SH	SB	ATT	PO	A	E	FLD%
2012	.247	42	39	166	20	41	12	1	3	30	64	.386	6	3	32	2	.281	3	0	4	5	42	3	0	1.000

Year	ERA	W	L	APP	GS	CG	SHO	CBO	SV	IP	H	R	ER	BB	SO	2B	3B	HR	AB	B/Avg	WP	HBP	BK	SFA	SHA
2012	4.32	1	1	10	1	0	0	0	1	8.1	5	6	4	7	9	2	0	0	38	.172	2	2	0	0	0

Dettman, Ryan • OF

Year	AVG	GP	GS	AB	R	H	2B	3B	HR	RBI	TB	SLG%	BB	HBP	SO	GDP	OB%	SF	SH	SB	ATT	PO	A	E	FLD%
2012	.091	27	3	11	8	1	0	0	0	1	1	.091	2	0	4	0	.231	0	1	2	2	11	0	0	1.000

Duke, Adam • RHP

Year	ERA	W	L	APP	GS	CG	SHO	CBO	SV	IP	H	R	ER	BB	SO	2B	3B	HR	AB	B/Avg	WP	HBP	BK	SFA	SHA
2011	4.76	1	0	6	0	0	0	0	0	5.2	3	3	3	5	3	0	0	1	25	.158	0	1	0	0	0

Dunatov, Jordan • OF

Year	AVG	GP	GS	AB	R	H	2B	3B	HR	RBI	TB	SLG%	BB	HBP	SO	GDP	OB%	SF	SH	SB	ATT	PO	A	E	FLD%
2012	.125	10	2	16	2	2	0	0	0	2	2	.125	2	0	5	0	.222	0	0	0	0	3	0	1	.750

2012 Oregon State Baseball Season In Review

Career Statistics

Dunn, Ryan - IF

Year	AVG	GP	GS	AB	R	H	2B	3B	HR	RBI	TB	SLG%	BB	HBP	SO	GDP	OB%	SF	SH	SB	ATT	PO	A	E	FLD%
2011	.280	53	46	168	30	47	8	1	4	26	69	.411	15	7	29	2	.358	3	8	1	3	60	141	15	.931
2012	.286	60	59	224	41	64	19	0	7	36	104	.464	31	4	28	3	.374	6	7	1	4	61	159	16	.932
TOTAL	.283	113	105	392	71	111	27	1	11	62	173	.441	46	11	57	5	.367	9	15	2	7	121	300	31	.931

Esposito, Nate - C

Year	AVG	GP	GS	AB	R	H	2B	3B	HR	RBI	TB	SLG%	BB	HBP	SO	GDP	OB%	SF	SH	SB	ATT	PO	A	E	FLD%
2012	.167	14	2	12	3	2	0	0	0	2	2	.167	1	0	2	0	.214	1	0	0	0	34	4	2	.950

Fielding, Matt - LHP

Year	ERA	W	L	APP	GS	CG	SHO	CBO	SV	IP	H	R	ER	BB	SO	2B	3B	HR	AB	B/Avg	WP	HBP	BK	SFA	SHA
2012	27.00	0	0	3	0	0	0	0	0	1.1	8	4	4	3	1	3	1	0	15	.667	0	0	0	0	0

Fry, Jace - LHP

Year	ERA	W	L	APP	GS	CG	SHO	CBO	SV	IP	H	R	ER	BB	SO	2B	3B	HR	AB	B/Avg	WP	HBP	BK	SFA	SHA
2012	2.45	5	3	13	13	3	1	0	0	88.1	68	35	24	35	53	5	1	1	374	.215	4	9	0	3	11

Gordon, Max - OF

Year	AVG	GP	GS	AB	R	H	2B	3B	HR	RBI	TB	SLG%	BB	HBP	SO	GDP	OB%	SF	SH	SB	ATT	PO	A	E	FLD%
2011	.130	30	12	46	11	6	1	0	0	2	7	.152	8	4	13	0	.300	2	4	3	3	24	0	1	.960
2012	.257	47	29	113	24	29	5	1	0	11	36	.319	12	12	12	0	.381	2	10	2	3	47	1	0	1.000
TOTAL	.220	77	41	159	35	35	6	1	0	13	43	.270	20	16	25	0	.357	4	14	5	6	71	1	1	.986

Gorton, Ryan - C/RHP

Year	AVG	GP	GS	AB	R	H	2B	3B	HR	RBI	TB	SLG%	BB	HBP	SO	GDP	OB%	SF	SH	SB	ATT	PO	A	E	FLD%
2009	.000	2	0	2	1	0	0	0	0	0	0	.000	1	0	1	0	.333	0	0	0	0	5	3	0	1.000
2010	.231	11	3	13	0	3	1	0	0	6	4	.308	2	0	4	0	.333	0	0	0	0	2	5	0	1.000
2011	.000	4	1	5	0	0	0	0	0	0	0	.000	0	0	1	2	.000	0	0	0	0	4	3	1	.875
2012	.303	44	32	119	20	36	4	0	0	15	40	.336	20	4	19	1	.420	0	1	0	2	137	20	1	.994
TOTAL	.281	61	36	139	21	39	5	0	0	21	44	.317	23	4	25	3	.398	0	1	0	2	148	31	2	.989

Year	ERA	W	L	APP	GS	CG	SHO	CBO	SV	IP	H	R	ER	BB	SO	2B	3B	HR	AB	B/Avg	WP	HBP	BK	SFA	SHA
2009	1.97	2	0	12	1	0	0	0	0	32.0	33	8	7	16	20	5	0	2	137	.280	2	1	0	0	2
2010	5.30	3	2	17	5	0	0	0	0	37.1	51	25	22	17	26	9	2	4	172	.342	3	1	2	1	4
2011	9.00	0	0	8	0	0	0	0	0	9.0	16	9	9	5	9	6	0	0	47	.400	0	0	0	0	2
2012	4.82	1	1	9	0	0	0	0	0	9.1	11	5	5	1	10	3	4	0	38	.314	1	1	0	0	1
TOTAL	4.41	6	3	46	6	0	0	0	0	87.2	111	47	43	39	65	23	6	6	394	.325	6	3	2	1	9

Hayes, Danny - IF

Year	AVG	GP	GS	AB	R	H	2B	3B	HR	RBI	TB	SLG%	BB	HBP	SO	GDP	OB%	SF	SH	SB	ATT	PO	A	E	FLD%
2010	.284	43	32	116	13	33	11	0	1	20	47	.405	20	0	24	2	.387	1	1	0	2	139	3	6	.959
2011	.279	51	39	140	30	39	10	0	4	32	61	.436	31	2	35	0	.414	1	4	2	2	147	11	2	.988
2012	.307	40	33	114	23	35	10	1	5	27	62	.544	32	2	22	5	.457	3	1	0	1	143	9	5	.968
TOTAL	.289	134	104	370	66	107	31	1	10	79	170	.459	83	4	81	7	.420	5	6	2	5	429	23	13	.972

Howell, Ryan - OF

Year	AVG	GP	GS	AB	R	H	2B	3B	HR	RBI	TB	SLG%	BB	HBP	SO	GDP	OB%	SF	SH	SB	ATT	PO	A	E	FLD%
2012	.200	7	0	5	0	1	0	0	0	1	1	.200	2	0	1	0	.429	0	0	0	0	0	0	0	.000

Keyes, Kevin - IF

Year	AVG	GP	GS	AB	R	H	2B	3B	HR	RBI	TB	SLG%	BB	HBP	SO	GDP	OB%	SF	SH	SB	ATT	PO	A	E	FLD%
2011	.302	55	50	182	28	55	10	0	1	30	68	.374	17	2	36	0	.359	5	3	3	5	35	63	9	.916
2012	.226	54	47	177	23	40	8	2	0	18	52	.294	18	5	28	5	.310	3	7	3	4	264	38	8	.974
TOTAL	.265	109	97	359	51	95	18	2	1	48	120	.334	35	7	64	5	.335	8	10	6	9	299	101	17	.959

Matthews, Joey - OF

Year	AVG	GP	GS	AB	R	H	2B	3B	HR	RBI	TB	SLG%	BB	HBP	SO	GDP	OB%	SF	SH	SB	ATT	PO	A	E	FLD%
2012	.267	47	24	90	24	24	6	2	1	9	37	.411	10	9	23	4	.394	0	2	1	2	52	0	0	1.000

Montgomery, Sam - OF

Year	AVG	GP	GS	AB	R	H	2B	3B	HR	RBI	TB	SLG%	BB	HBP	SO	GDP	OB%	SF	SH	SB	ATT	PO	A	E	FLD%
2012	.077	9	2	13	1	1	0	0	0	1	1	.077	1	1	7	0	.200	0	0	0	0	3	0	0	1.000

Career Statistics

Reser, Zack - LHP

Year	ERA	W	L	APP	GS	CG	SHO	CBO	SV	IP	H	R	ER	BB	SO	2B	3B	HR	AB	B/Avg	WP	HBP	BK	SFA	SHA
2012	6.75	0	0	10	0	0	0	0	0	5.1	7	4	4	4	4	0	1	0	28	.333	4	2	0	0	0

Rodriguez, Carlos - LHP

Year	ERA	W	L	APP	GS	CG	SHO	CBO	SV	IP	H	R	ER	BB	SO	2B	3B	HR	AB	B/Avg	WP	HBP	BK	SFA	SHA
2012	5.14	0	0	8	0	0	0	0	0	7.0	5	4	4	12	4	0	0	0	34	.227	3	0	0	0	0

Rodriguez, Jake - C/IF

Year	AVG	GP	GS	AB	R	H	2B	3B	HR	RBI	TB	SLG%	BB	HBP	SO	GDP	OB%	SF	SH	SB	ATT	PO	A	E	FLD%
2011	.320	33	26	75	9	24	5	1	1	7	34	.453	5	4	8	0	.388	1	2	3	4	33	53	1	.989
2012	.290	53	51	176	23	51	8	0	2	28	65	.369	13	12	34	5	.374	2	4	4	5	227	96	4	.988
TOTAL	.299	86	77	251	32	75	13	1	3	35	99	.394	18	16	42	5	.378	3	6	7	9	260	149	5	.988

Rulli, Nick - OF

Year	AVG	GP	GS	AB	R	H	2B	3B	HR	RBI	TB	SLG%	BB	HBP	SO	GDP	OB%	SF	SH	SB	ATT	PO	A	E	FLD%
2012	.333	8	0	3	0	1	1	0	0	2	2	.667	0	0	2	0	.250	1	1	0	0	0	0	0	.000

Schultz, Scott - RHP

Year	ERA	W	L	APP	GS	CG	SHO	CBO	SV	IP	H	R	ER	BB	SO	2B	3B	HR	AB	B/Avg	WP	HBP	BK	SFA	SHA
2011	3.61	4	1	21	3	0	0	0	1	52.1	46	24	21	14	28	12	0	2	221	.250	2	8	0	0	15
2012	2.56	3	1	24	0	0	0	2	2	45.2	34	20	13	9	32	8	1	1	185	.210	0	8	0	0	5
TOTAL	3.12	7	2	45	3	0	0	2	3	98.0	80	44	34	23	60	20	1	3	406	.231	2	16	0	0	20

Smith, Tyler - IF

Year	AVG	GP	GS	AB	R	H	2B	3B	HR	RBI	TB	SLG%	BB	HBP	SO	GDP	OB%	SF	SH	SB	ATT	PO	A	E	FLD%
2010	.247	51	43	146	24	36	10	0	2	20	52	.356	15	4	35	3	.331	1	0	2	5	55	129	3	.984
2011	.221	55	34	113	18	25	4	0	0	11	29	.257	27	2	23	3	.378	1	3	4	4	56	109	5	.971
2012	.343	58	55	213	46	73	11	2	1	39	91	.427	30	6	31	7	.434	2	17	9	11	83	168	12	.954
TOTAL	.284	164	132	472	88	134	25	2	3	70	172	.364	72	12	89	13	.389	4	20	15	20	194	406	20	.968

Starr, Taylor - RHP

Year	ERA	W	L	APP	GS	CG	SHO	CBO	SV	IP	H	R	ER	BB	SO	2B	3B	HR	AB	B/Avg	WP	HBP	BK	SFA	SHA
2008	1.61	3	1	16	0	0	0	0	1	22.1	17	7	4	13	16	3	0	0	101	.205	2	5	0	0	0
2009	0.00	0	0	1	0	0	0	0	0	1.0	0	0	0	0	2	0	0	0	3	.000	0	0	0	0	0
2011	0.00	0	0	1	0	0	0	0	0	0.0	0	0	0	0	0	0	0	0	0	.000	0	0	0	0	0
2012	4.37	5	2	18	7	0	0	1	0	45.1	51	23	22	19	26	8	2	1	206	.297	5	6	0	1	8
TOTAL	3.41	8	3	36	7	0	0	1	1	68.2	68	30	26	32	44	11	2	1	310	.264	7	11	0	1	8

Tommasini, John - IF

Year	AVG	GP	GS	AB	R	H	2B	3B	HR	RBI	TB	SLG%	BB	HBP	SO	GDP	OB%	SF	SH	SB	ATT	PO	A	E	FLD%
2008	.262	33	16	61	11	16	3	0	0	4	19	.311	15	0	19	1	.408	0	2	0	1	32	34	3	.957
2009	.220	56	54	168	25	37	8	1	0	28	47	.280	23	9	35	2	.338	4	11	3	4	93	159	4	.984
2010	.167	10	2	6	4	1	0	0	0	0	1	.167	0	1	2	0	.286	0	0	0	0	3	7	0	1.000
2012	.219	56	46	137	28	30	3	0	0	14	33	.241	26	3	42	0	.355	0	18	2	5	109	169	5	.982
TOTAL	.226	155	118	372	68	84	14	1	0	46	100	.269	64	13	98	3	.355	4	31	5	10	237	369	12	.981

Wetzler, Ben - LHP

Year	ERA	W	L	APP	GS	CG	SHO	CBO	SV	IP	H	R	ER	BB	SO	2B	3B	HR	AB	B/Avg	WP	HBP	BK	SFA	SHA
2011	4.66	6	3	17	12	0	0	0	1	67.2	74	41	35	18	50	17	2	5	296	.275	7	5	0	1	3
2012	3.10	8	2	16	16	1	1	0	0	101.2	94	41	35	42	75	19	1	2	437	.252	9	13	1	1	8
TOTAL	3.72	14	5	33	28	1	1	0	1	169.1	168	82	70	60	125	36	3	7	733	.262	16	18	1	2	11

Wilkerson, Riley - RHP

Year	ERA	W	L	APP	GS	CG	SHO	CBO	SV	IP	H	R	ER	BB	SO	2B	3B	HR	AB	B/Avg	WP	HBP	BK	SFA	SHA
2012	5.68	1	0	6	4	0	0	0	0	12.2	16	8	8	8	7	3	1	0	62	.320	4	1	2	0	3

RYAN BARNES



Junior • 6'0" • 190 • 3L

Bats/Throws: R/R

West Linn, Ore.

West Linn

Outfield | #33

2012

Baton Rouge Regional All-Tournament Team ... Pac-12 All-Academic Honorable Mention ... Batted .284 with 13 doubles, two home runs and 24 RBI ... Hit .238 with two home runs and nine RBI in Pac-12 games ... Posted hits in all four games in Baton Rouge, going 2-for-3 against Belmont (6/1) and 2-for-5 with two doubles and two runs against LSU (6/3) ... Went 3-for-5 and drove in a season-high three runs in the series opener against Oregon (5/25) ... Homered and went 3-for-4 with three runs scored in the opener against Washington State (5/18) ... Moved his hit streak to four games with a 2-for-3 effort against Utah (5/11) ... Went 2-for-4 with a double and an RBI against Oregon (5/8) ... Doubled, drove in a run and went 1-for-3 in the series finale against Stanford (5/6) ... Led off the game with a home run and later walked against Stanford (5/5) ... Doubled twice and finished 2-for-3 with two runs in the second game of a doubleheader against Washington (3/31) ... Doubled and finished 2-for-5 with two runs scored in the finale at Cal (3/18) ... Doubled and went 2-for-3 with two walks and a run against Winthrop (3/2) ... Went 2-for-5 with two RBI and a double against Kansas State (2/26) ... Finished 1-for-3 and drove in two against San Diego (2/25) ... Went 2-for-4 with two runs and an RBI against Pacific (2/23) ... Drove in two and went 3-for-6 with three runs scored against UC Santa Barbara (2/18) ... Went 2-for-3 with two runs and two walks in the season opener at UC Santa Barbara (2/17).

Personal

Majoring in business ... Born November 1, 1990 in Portland, Ore. ... Son of Diane and Gary Barnes ... Has one brother, Brad ... Both father, Gary, and mother, Diane, attended Oregon State ... Favorite athlete is Chad Ochocinco ... Favorite TV show is Entourage ... Biggest athletic thrill to date is winning the 2011 Corvallis Regional hosted by the Beavers ... Chose Oregon State because "it was my goal."

Barnes' Career Single-Game Highs

Hits: 4, vs Washington, May 13, 2011
Doubles: 2, Seattle, Mar 23, 2011 ; Washington, Mar 31, 2012 ; vs Washington, May 13, 2011; vs LSU, June 3, 2012
Triples: 1, Arkansas-LR, Jun 03, 2011 ; vs Washington, May 13, 2011
Home runs: 1, at Arizona, Apr 02, 2011 ; Stanford, May 05, 2012 ; at Washington State, May 18, 2012
Total bases: 8, vs Washington, May 13, 2011
RBI: 3, at Arizona, Apr 02, 2011 ; Oregon, May 25, 2012
Runs scored: 3, at UC Santa Barbara, Feb 18, 2012 ; vs Washington, May 13, 2011 ; at Washington State, May 18, 2012
Walks: 2, 10 times
Hit by pitch: 1, 18 times
Struck out: 4, Portland, Apr 03, 2012
At bats: 6, at UC Santa Barbara, Feb 18, 2012 ; vs Texas A&M-CC, Feb 26, 2011
Stolen bases: 2, USC, May 20, 2011

COLE BAYLIS



Sophomore • 6'8" • 214 • 2L

Bats/Throws: R/R

Los Altos, Calif.

Saint Francis

Pitcher | #20

2012

Went 0-1 with an 8.10 ERA, making five appearances, three of which were starts ... Worked an inning of scoreless relief against Arkansas-Pine Bluff, striking out two (4/15) ... Took the loss after allowing seven hits and eight runs in a 4 1/3 inning start against San Diego State (2/24) ... Started and allowed six hits and two runs in four innings against UC Santa Barbara (2/18).

Personal

Majoring in recreation resource management ... Born December 12, 1991 in Palo Alto, Calif. ... Son of Lloyd and Cherie Baylis ... Has one brother, Tyler ... Enjoys fishing and hunting ... Favorite athlete is JT Snow ... Favorite TV show is South Park ... Biggest athletic thrill to date is playing in the 2011 NCAA Super Regional in Nashville ... Chose Oregon State because "I've wanted to go here my entire life."

Baylis' Career Single-Game Highs

Innings pitched: 4.1, at San Diego State, Feb 24, 2012
Walks allowed: 4, at San Diego State, Feb 24, 2012
Strikeouts: 4, at San Diego State, Feb 24, 2012
Batters faced: 26, at San Diego State, Feb 24, 2012

MATT BOYD



Junior • 6'3" • 215 • 3L

Bats/Throws: L/L

Mercer Island, Wash.

Eastside Catholic

Pitcher | #31

MLB First-Year Player Draft

Boyd was drafted in the 13th round of the 2012 MLB First-Year Player Draft by Cincinnati.

2012

Appeared in 31 games, all in relief, and went 4-0 with a 3.41 ERA ... Struck out 31 in 37 innings ... Was 1-0 with a 3.18 ERA in Pac-12 play ... Made 17 appearances in league, finishing with 17 innings ... Finished with a save after going 2 1/3 innings against Belmont, striking out three (6/1) ... Set a season-high with six strikeouts and picked up the win in 2 2/3 innings of relief against Washington State (5/18) ... Grabbed his second save of the season after allowing two hits and a run in an inning in the series opener at USC (4/27) ... Picked up the win after going 1 1/3 innings of scoreless relief against Arkansas-Pine Bluff (4/13) ... Threw an inning of scoreless relief against Washington (4/1) ... Closed out the series finale win at California with 1 2/3 innings of scoreless relief, striking out one (3/18) ... Threw 1 1/3 innings of scoreless relief against Northern


Illinois, striking out a season-high three (3/4) ... Picked up his second win after going 4 2/3 innings against Kansas State, allowing one earned run and four hits (2/26) ... Earned save No. 1 against Pacific in 2/3 of an inning of work (2/23) ... Picked up the win after allowing two hits and two runs in 1 1/3 innings in the series finale against UCSB (2/19) ... Threw two scoreless innings in relief against UC Santa Barbara (2/18) ... Worked 1 2/3 scoreless innings in the season opener against UC Santa Barbara (2/17).

Personal

Majoring in communications ... Born February 2, 1991 in Bellevue, Wash., and considers Mercer Island, Wash., his hometown ... Son of Lisa and Kurt Boyd ... Has one sister, Jessica ... Favorite athlete is Ken Griffey, Jr. ... Favorite TV shows are MLB Tonight, Entourage and Family Guy and favorite movies are The Sandlot and Bull Durham ... Would be playing hockey if he wasn't a baseball player ... Chose Oregon State because of the quality of the coaches, the chance to play in a Pac-10 school, a chance to play for a school with a winning tradition and because OSU has his desired major.

Boyd's Career Single-Game Highs

Innings pitched: 6.2, vs UC Riverside, Mar 04, 2010
 Walks allowed: 4, vs Kansas State, Feb 26, 2012
 Strikeouts: 7, vs UC Riverside, Mar 04, 2010
 Batters faced: 25, vs UC Riverside, Mar 04, 2010



COLE BROCKER

Junior • 6'4" • 215 • 1L

Bats/Throws: R/R

Appleton, Wis.

Kimberly/Sacramento City College

Pitcher | #22

MLB First-Year Player Draft

Bocker was selcted in the 39th round of the 2011 MLB First-Year Player Draft by Detroit but did not sign.

2012

Made 25 relief appearances, going 0-3 with a 4.88 ERA ... Struck out 26 in 23 2/3 innings ... In Pac-12 play, was 0-1 with a 9.35 ERA ... Held Oregon to just one walk in 2/3 of an inning of scoreless relief (5/8) ... Worked three innings against Portland, striking out five while allowing one hit and one unearned run (4/3) ... Threw 2 1/3 innings of scoreless baseball against Saint Louis, striking out three (3/3) ... Worked 1 1/3 innings against Kansas State, scattering two hits with one walk and one strikeout (2/26) ... Struck out three in 1 1/3 innings of relief against UCSB (2/19) ... Made his OSU debut and and struck out two in 2/3 innings against UC Santa Barbara (2/17).

Personal

Majoring in psychology ... Born April 17, 1990 in Appleton, Wis. ... Son of Julie and Robert Bocker ... Has one brother, Jordan, and one sister, Michaela ... Favorite athlete is Tim Tebow and favorite TV show is Intentional Talk on the MLB Network ... Biggest athletic thrill to date is dogpiling after winning state in 2007 ... Chose Oregon State because "I want to pitch in Omaha."

Bocker's Career Single-Game Highs

Innings pitched: 3.0, Portland, Apr 03, 2012
 Walks allowed: 2, Portland, Apr 03, 2012 ; at Oregon, Apr 24, 2012
 Strikeouts: 5, Portland, Apr 03, 2012
 Batters faced: 12, Portland, Apr 03, 2012

TONY BRYANT



Junior • 6'8" • 220 • 3L

Bats/Throws: R/R

Kennewick, Wash.

Kennewick

Pitcher | #36

MLB First-Year Player Draft

Bryant was a 25th-round selection by the Minnesota Twins in the 2009 MLB First-Year Player Draft but did not sign.

2012

Posted a 6-2 record and 3.82 ERA in 24 relief appearances, posting nine saves ... Struck out 35 in 30 2/3 innings ... Was 3-2 with a 7.11 ERA and three saves in 12 2/3 innings in Pac-12 play ... Picked up the win against Belmont after working 1 2/3 innings, scattering one hit (6/1) ... Closed out his ninth game by allowing two hits and a run with three strikeouts in 1 1/3 innings at Utah (5/11) ... Earned his fourth win after allowing six hits and two runs in a season-long 2 1/3 innings against UCLA (4/22) ... Saved his seventh game with a scoreless ninth inning against Nevada (4/10) ... Earned save No. 6 after allowing a hit and walk with three strikeouts in 1 2/3 innings at Nevada (4/9) ... Picked up his fifth save after working a scoreless ninth in the finale against Washington (4/1) ... Won his third game after going 1 2/3 innings in relief against Arizona, allowing two runs and two walks with two strikeouts (3/23) ... Saved game No. 4 with a flawless ninth against California (3/17) ... Picked up his third save of the season with two scoreless innings against Oklahoma (3/11) ... Saved game No. 2 in one inning of work against Saint Louis (3/3) ... Won his second game of the season against Winthrop, throwing 1 1/3 of scoreless relief (3/2) ... Picked up his first save after going 1 2/3 innings of scoreless relief in the series finale against UC Santa Barbara (2/19) ... Got the win after going 1 1/3 innings in relief against UC Santa Barbara (2/18).

Personal

Majoring in communications ... Born April 18, 1991 in Richland, Wash., and considers Kennewick his hometown ... Son of Joann and Gary Bryant ... Has three sisters, Kelsie, Christina and Stephanie ... Enjoys ping pong, video games and basketball in his spare time ... Favorite athlete is Randy Johnson and favorite TV show is Tosh.O ... Favorite movie is Happy Gilmore ... Biggest athletic thrill to date is playing in the 2011 NCAA Nashville Super Regional ... Chose Oregon State because he "liked the coaches and the great baseball program."

Bryant's Career Single-Game Highs

Innings pitched: 4.0, at Fresno State, Feb 21, 2011 ; VMI, Mar 13, 2011
 Walks allowed: 3, at Washington, May 14, 2011
 Strikeouts: 6, at Fresno State, Feb 21, 2011
 Batters faced: 16, at Long Beach State, Mar 19, 2011

DAN CHILD**Sophomore • 6'5" • 225 • 2L****Bats/Throws: R/R****Rocklin, Calif.****Jesuit****Pitcher | #41****MLB First-Year Player Draft**

Child was selected in the 48th round of the 2010 MLB First-Year Player Draft by San Diego but did not sign.

2012

All-Pac-12 Honorable Mention ... Went 6-4 with a 2.95 ERA in 17 games, 16 of which were starts ... Saved one game ... In Pac-12 play, was 4-2 with a 3.23 ERA in 10 games ... Took the loss after allowing seven hits and five runs - four earned - in 5 1/3 innings against LSU (6/2) ... Earned his first save with 1 2/3 innings of scoreless relief against Oregon (5/26) ... Got the win after allowing 11 hits and five runs in eight innings against Washington State (5/20) ... Became the first OSU pitcher to throw 10 innings in 10 years, striking out 11 and allowing nine hits and four runs for the win at Utah (5/13) ... Failed to get the decision after holding Stanford to four hits and two runs - one earned - in seven innings (5/6) ... Dropped to 4-3 after allowing 10 hits and five runs in three innings at USC (4/29) ... Did not get the decision after allowing four hits and three runs in 6 1/3 innings against UCLA (4/22) ... Struck out nine and allowed six hits with no runs or walks in 7 1/3 innings for the win at Portland (4/16) ... Did not get the decision after allowing five hits and two runs in 5 1/3 innings against Nevada (4/10) ... Took the loss after allowing nine hits and five runs - four earned - in six innings against Arizona State (4/5) ... Earned win No. 3 after holding Washington to six hits and three walks with four strikeouts over eight innings (3/31) ... Allowed two runs and seven hits in six innings against Arizona but did not get the decision (3/24) ... Picked up his second win after limiting California to five hits and one unearned run in eight innings (3/17) ... Earned his first career win after scattering five hits and one run with nine strikeouts in 8 1/3 innings against Illinois (3/10) ... Allowed three hits and three runs - all unearned - with a career-high eight strikeouts against Winthrop but did not get the decision (3/2) ... Took the loss after allowing five runs and seven hits in 3 1/3 innings at San Diego (2/25) ... Made his first career start and did not get the decision after allowing nine hits and eight runs - one earned - in six innings at UC Santa Barbara (2/18).

Personal

Major is undecided ... Born July 24, 1992 in Fresno, Calif. ... Son of Dan and Lori Child ... Has two brothers, Christopher and Andrew, and two sisters, Emily and Allison ... Enjoys tennis, basketball, biking and playing Xbox video games ... Favorite TV show is Man Vs. Food and favorite movie is Gladiator ... Biggest athletic thrill to date is winning a Gold medal with Team USA 18U in Mexico in 2009 ... Chose Oregon State because of the great program and is in a great college town.


Child's Career Single-Game Highs

Innings pitched: 10.0, at Utah, May 13, 2012

Walks allowed: 3, 4 times

Strikeouts: 11, at Utah, May 13, 2012

Batters faced: 41, at Utah, May 13, 2012

MICHAEL CONFORTO**Freshman • 6'1" • 211 • 1L****Bats/Throws: L/R****Woodinville, Wash.****Redmond****Outfield/Infield | #8****2012**

Baseball America All-America Second Team ... *ABCA All-America Second Team* ... *NCBWA All-America Second Team (first freshman All-American in OSU history)* ... *Perfect Game USA All-America Third Team* ... *NCBWA Freshman Hitter of the Year and Freshman All-America First Team* ... *Louisville Slugger Freshman Hitter of the Year and Freshman All-America First Team* ... *Pac-12 Freshman Of the Year* ... *All-Pac-12 First Team* ... *ABCA All-West Region First Team* ... *Baton Rouge Regional All-Tournament Team* ... Batted a team-leading .349 and led Pac-12 with 76 RBI and tied for lead with 13 home runs ... Led Pac-12 with eight home runs and 36 RBI while batting .281 in league play ... Went 2-for-4 with an RBI and a double in the season finale against LSU (6/3) ... Drove in four and went 3-for-4 with a double against Louisiana-Monroe (6/3) ... Drove in two to give him 71 RBI on the year on the strength of a 2-for-4 effort in the series finale against Oregon (5/27) ... Broke the OSU single-season mark for RBI with a three-run home run in the third against Washington State in the series finale to give him 69 RBI on the year (5/20) ... Hit a three-run home run in the series opener at Washington State (5/18) ... Went 2-for-3 and scored four runs in a non-conference game against Portland (5/15) ... Drove in three and went 3-for-5 with a double and the game-tying RBI in the ninth at Utah (5/13) ... Homered twice and drove in five runs in going 3-for-5 against Utah (5/11) ... Went 2-for-4 with an RBI and a double against Stanford (5/4) ... Singled four times and drove in four in the series finale against Arkansas-Pine Bluff (4/15) ... Tripled home three runs and went 1-for-4 with two runs scored against Arkansas-Pine Bluff (4/14) ... Hit two three-run home runs, including the game-winner in the 10th inning, in the two-game series finale against Nevada (4/10) ... Homered and drove in two in the Beavers' win over Washington in the series finale (4/1) ... Hit a two-run home run and went 1-for-4 in the series finale against Arizona (3/25) ... Became first Beaver since 2008 with six RBI in going 3-for-5 with a double against California (3/18) ... Doubled, homered, drove in two and finished 3-for-4 in the comeback win against Oklahoma (3/11) ... Tallied sixth multi-hit game of the season, going 3-for-5 with two runs against Northern Illinois (3/4) ... Pushed his hit streak to five games with a 2-for-4 effort against St. Mary's (3/1) ... Hit a two-run home against Kansas State to extend his hit streak to four game (2/26) ... Set a season high and extended hit streak to three games by going 3-for-3 against San Diego (2/25) ... Tallied a 2-for-4 effort and drove in a run against SDSU (2/24) ... Went 2-for-4 against UCSB in the series finale, collecting his first home run and double while driving in four (2/19).

Personal

Major is undecided ... Born March 1, 1993 ... Son of Tracie and Mike Conforto ... Has one sister, Jacqueline ... Jacqueline plays soccer at Azusa Pacific and father, Mike, played football at Penn State ... Member of the honor roll in high school ... Favorite TV show is Seinfeld and favorite movie is Old School ... Chose Oregon State because of "it's a great program with great coaches and a great school."

Conforto's Career Single-Game Highs

Hits: 4, Arkansas-Pine Bluff, Apr 15, 2012

Doubles: 1, 14 times

Triples: 1, Arkansas-Pine Bluff, Apr 14, 2012

Home runs: 2, at Nevada, Apr 10, 2012 ; at Utah, May 11, 2012

Total bases: 9, at Utah, May 11, 2012
 RBI: 6, at Nevada, Apr 10, 2012 ; at California, Mar 18, 2012
 Runs scored: 4, Portland, May 15, 2012
 Walks: 2, 6 times
 Hit by pitch: 2, at Oregon, Apr 24, 2012
 Struck out: 3, vs Saint Louis, Mar 03, 2012
 At bats: 6, at Utah, May 12, 2012
 Stolen bases: 1, Portland, Apr 03, 2012

DYLAN DAVIS



Freshman • 6'0" • 200 • 1L

Bats/Throws: R/R

Redmond, Wash.

Redmond

Pitcher/Outfield | #10

2012 Batting

Batted .247 with 12 doubles, three home runs and 30 RBI ... Tripled and went 2-for-4 with two RBI in a midweek game against Portland (5/15) ... Doubled, homered and went 3-for-5 with two RBI against Arkansas-Pine Bluff (4/15) ... Homered, doubled twice and finished 3-for-5 with five RBI and two runs scored in Oregon State's comeback win over Oklahoma (3/11) ... Doubled and drove in three against Illinois (3/10) ... Finished 4-for-4 with three runs, two doubles, a home run and four RBI in the finale in Arizona against Northern Illinois (3/4) ... Doubled twice and finished 3-for-5 with two runs scored in the 6-5 win over Saint Louis (3/3) ... Doubled home two in OSU's five-run eighth and went 2-for-5 in the win over Winthrop (3/2) ... Drove in his first career run and went 2-for-5 with two runs against UC Santa Barbara (2/19) ... Posted a 4-for-6 effort, his first multi-hit game, with a run scored against UCSB (2/18).

2012 Pitching

Went 1-1 with a 4.32 ERA in 8 1/3 innings ... Was 1-0 with a save in three games and just one inning in Pac-12 play ... Took the loss after allowing one hit, one run and two walks against LSU (6/3) ... Made just six pitches and got one out to close out the seventh and earn his first career victory in the second game of the series against Oregon (5/26) ... Picked up his first career save after throwing two pitches to get the final out of the game in the series finale against Washington State (5/20) ... Worked an inning of relief against Portland, and topped 100 mph with one walk and a strikeout (5/15) ... Limited Oregon to a walk and an infield single in a scoreless inning of relief (5/8) ... Made OSU debut on the mound, allowing three hits and three runs in two innings against San Diego State (2/24).

Personal

Major is undecided ... Born July 20, 1993 in Redmond, Wash. ... Son of Diana and Pat Davis ... Is an only child ... Enjoys hanging out with friends, video games and playing basketball and football in his spare time ... Biggest athletic thrill is winning a gold medal with the USA Baseball 16U National Team and participating in the Aflac All-American Game ... Chose Oregon State because of "the coaching staff and the chance to win a national championship."

Davis' Career Single-Game Highs

Hits: 4, at UC Santa Barbara, Feb 18, 2012 ; vs Northern Illinois, Mar 04, 2012
 Doubles: 2, vs Saint Louis, Mar 03, 2012 ; vs Northern Illinois, Mar 04, 2012 ; Oklahoma, Mar 11, 2012
 Triples: 1, Portland, May 15, 2012
 Home runs: 1, Arkansas-Pine Bluff, Apr 15, 2012 ; vs Northern Illinois, Mar 04, 2012 ; Oklahoma, Mar 11, 2012

Total bases: 9, vs Northern Illinois, Mar 04, 2012
 RBI: 5, Oklahoma, Mar 11, 2012
 Runs scored: 3, vs Northern Illinois, Mar 04, 2012
 Walks: 2, at UC Santa Barbara, Feb 17, 2012
 Hit by pitch: 2, Connecticut, Mar 10, 2012
 Struck out: 3, at UC Santa Barbara, Feb 18, 2012
 At bats: 6, at UC Santa Barbara, Feb 18, 2012 ; at California, Mar 17, 2012 ; at California, Mar 18, 2012
 Stolen bases: 1, 4 times

Innings pitched: 2.0, at San Diego State, Feb 24, 2012
 Walks allowed: 3, Oklahoma, Mar 11, 2012
 Strikeouts: 2, at San Diego State, Feb 24, 2012
 Batters faced: 10, at San Diego State, Feb 24, 2012

RYAN DETTMAN



Junior • 6'0" • 175 • 1L

Bats/Throws: R/R

Fair Oaks, Calif.

Del Campo/American River College

Outfield | #39

2012

Played in 27 games, going 1-for-11 (.091) with eight runs and one RBI.

Personal

Majoring in sociology ... Born April 10, 1990 ... Son of Beverly and Randy Dettman ... Has one brother, Sam ... Enjoys fishing, hunting, basketball and whiffleball in his spare time ... Favorite TV show is Dexter and favorite movie is The Sandlot ... Chose Oregon State because of "the coaches and the reputation the program has around the country."

Dettman's Career Single-Game Highs

Hits: 1, at UC Santa Barbara, Feb 18, 2012
 Total bases: 1, at UC Santa Barbara, Feb 18, 2012
 RBI: 1, Arkansas-Pine Bluff, Apr 15, 2012
 Runs scored: 1, 8 times
 Walks: 2, at UC Santa Barbara, Feb 19, 2012
 Struck out: 1, 4 times
 At bats: 4, vs St. Mary's, Mar 01, 2012
 Stolen bases: 1, Portland, Apr 03, 2012 ; at Oregon, May 08, 2012

ADAM DUKE



Sophomore • 6'2" • 185 • 1L

Bats/Throws: R/R

Spanish Fork, Utah

Spanish Fork

Pitcher | #23

2012

Did not play.

Personal

Major is undecided ... Born May 6, 1992 in Payson, Utah ... Son of Dev and

Alese Duke ... Has two brothers, Brock and Mike ... Enjoys four-wheeling, snow mobiling, hiking and sports of all kinds ... Favorite athlete is Kobe Bryant and favorite TV channel is ESPN ... Favorite move is The Guardian ... Biggest athletic thrill to date is winning two consecutive state championships ... Chose Oregon State because of the coaches and the environment.

Duke's Career Single-Game Highs

Innings pitched: 1.1, Georgia, June 05, 2011
Walks allowed: 2, USC, May 21, 2011
Strikeouts: 1-2x, last: USC, May 21, 2011
Batters faced: 5-3x, last: Georgia, June 05, 2011

JORDAN DUNATOV



Freshman • 6'6" • 196 • 1L

Bats/Throws: R/R

Scottsdale, Ariz.

Horizon

Outfield | #25

2012

Played in 10 games, batting .125 (2-for-16).

Personal

Major is undecided ... Born October 20, 1992 in Princeville, Hawaii and considered Scottsdale, Ariz., his hometown ... Son of Theresa and Dave Dunatov ... Has one brother, Devin ... Uncle, Pat O'Hara, played for two seasons in the Oakland Athletic system, seeing time for Medford of the Northwest League in 1981 and 1982 ... Enjoys playing the guitar, fishing and camping in his spare time ... Favorite athlete is Josh Hamilton and favorite TV show is Boy Meets World ... Chose Oregon State "because of the prestige of the baseball program and the coaching staff."

Dunatov's Career Single-Game Highs

Hits: 1, at UC Santa Barbara, Feb 18, 2012 ; vs Kansas State, Feb 26, 2012
Total bases: 1, at UC Santa Barbara, Feb 18, 2012 ; vs Kansas State, Feb 26, 2012
RBI: 2, at UC Santa Barbara, Feb 18, 2012
Runs scored: 2, vs Kansas State, Feb 26, 2012
Walks: 2, at San Diego State, Feb 24, 2012
Struck out: 1, 5 times
At bats: 4, vs Kansas State, Feb 26, 2012

RYAN DUNN



Senior • 5'11" • 185 • 2L

Bats/Throws: R/R

Bend, Ore.

Esperanza/Orange Coast College

Infield | #2

MLB First-Year Player Draft

Dunn was chosen in the 17th round of the 2012 MLB First-Year Player Draft by Tampa Bay.

2012

All-Pac-12 Honorable Mention ... Batted .286 with 19 doubles, seven home runs and 36 RBI ... Collected 13 doubles, five home runs and 16 RBI while batting .314 in Pac-12 games ... Drove in two and went 2-for-4 with a double in the series opener against Oregon (5/25) ... Extended his hit streak to seven games with a 3-for-4 and two RBI effort in the series finale against Washington State (5/20) ... Finished 3-for-4 with a double against Washington State (5/18) ... Went 1-for-3 with three RBI against Portland (5/15) ... Hit a solo home run in the series opener at Utah (5/11) ... Drove in the game-winning run with a single in the 10th and went 2-for-5 against Stanford (5/6) ... Homered and went 3-for-5 with a run scored and a double against USC (4/27) ... Went 3-for-3 with a double and solo home run in a win over UCLA (4/21) ... Hit a solo home run and went 2-for-3 with three runs scored and two RBI against Arkansas-Pine Bluff (4/14) ... Went 2-for-5 with a home run and two RBI in the second game of a doubleheader against Washington (3/31) ... Doubled twice in the series finale against Arizona (3/25) ... Drove home the game-winning run with one out in the ninth and finished 3-for-5 with two RBI in the series opener against Arizona (3/23) ... Homered and extended his hit streak to 12 games in the second game of a doubleheader at California (3/17) ... Moved his hit streak to 10 games with a 2-for-5 effort against Oklahoma, hitting a home run in the Beavers' eighth inning (3/11) ... Extended his hit streak to six games with a 2-for-4 effort against Northern Illinois, driving in two (3/4) ... Went 2-for-3 with a run scored against Saint Louis (3/3) ... Drove in two, doubled and finished 1-for-3 to extend his hit streak in OSU's 9-4 win over Winthrop (3/2) ... Went 1-for-3 and drove in one run on a sacrifice fly against St. Mary's (3/1) ... Went 2-for-5 with two runs scored against Kansas State (2/26) ... Drove in three and was 1-for-4 against Pacific (2/23).

Personal

Majoring in communications ... Born October 28, 1988 in Portland, Ore. ... Son of Jim and Diane Dunn ... Has two sisters, Jamie and Sarah ... Enjoys surfing, snowboarding, basketball and golf ... Favorite athlete is Evan Longoria and favorite TV show is Tosh.O ... Favorite movie is The Sandlot ... Biggest athletic thrill to date is hitting for the cycle against Portland in 2011 ... Chose Oregon State because it's a college town, and the atmosphere, baseball and academics.

Dunn's Career Single-Game Highs

Hits: 4, Portland, May 10, 2011
Doubles: 2, Arizona State, Apr 08, 2011 ; Arizona, Mar 25, 2012
Triples: 1, Portland, May 10, 2011
Home runs: 1, 11 times
Total bases: 10, Portland, May 10, 2011
RBI: 4, Portland, May 10, 2011
Runs scored: 3, Arkansas-Pine Bluff, Apr 14, 2012 ; Oklahoma, Mar 11, 2012
Walks: 3, UCLA, Apr 22, 2012
Hit by pitch: 2, at Long Beach State, Mar 19, 2011
Struck out: 3, Washington, Apr 01, 2012
At bats: 6, at Nevada, Apr 10, 2012 ; at UC Santa Barbara, Feb 18, 2012
Stolen bases: 1, vs Saint Louis, Mar 03, 2012 ; vs Washington, May 13, 2011

NATE ESPOSITO



Freshman • 5'11" • 180 • 1L

Bats/Throws: R/R

Granite Bay, Calif.

Granite Bay

Catcher | #6

MLB First-Year Player Draft

Esposito was selected in the 46th round of the 2011 MLB First-Year Player Draft by Oakland but did not sign.

2012

Played in 14 games, batting .167 (2-for-12) with two RBI ... Walked on a 3-0 pitch with the bases loaded in the 10th at Utah for the game-winning run (5/13) ... Drove in his first career run and went 1-for-3 against Arkansas-Pine Bluff (4/14) ... Recorded his first career hit in his first career start at catcher against Nevada (4/10).

Personal

Major is undecided ... Born June 25, 1993 in Sacramento, Calif. ... Son of Julie and Pat Esposito ... Has two brothers, Nick and Vinny ... Father, Pat, played collegiate baseball at Cal Poly ... Enjoys ping pong and pool basketball in his spare time ... Favorite TV channel is ESPN and favorite movie is Pulp Fiction ... Favorite athlete is Derek Jeter ... Chose Oregon State because of "the excellent baseball program."

Esposito's Career Single-Game Highs

Hits: 1, at Nevada, Apr 10, 2012 ; Arkansas-Pine Bluff, Apr 14, 2012
Total bases: 1, at Nevada, Apr 10, 2012 ; Arkansas-Pine Bluff, Apr 14, 2012
RBI: 1, Arkansas-Pine Bluff, Apr 14, 2012 ; at Utah, May 13, 2012
Runs scored: 1, at Nevada, Apr 10, 2012 ; Arkansas-Pine Bluff, Apr 14, 2012 ; Arkansas-Pine Bluff, Apr 15, 2012
Walks: 1, at Utah, May 13, 2012
Struck out: 1, Arkansas-Pine Bluff, Apr 14, 2012 ; Arkansas-Pine Bluff, Apr 15, 2012
At bats: 3, at Nevada, Apr 10, 2012 ; Arkansas-Pine Bluff, Apr 14, 2012 ; Arkansas-Pine Bluff, Apr 15, 2012

MATT FIELDING



R. Freshman • 5'9" • 170 • 1L

Bats/Throws: R/L

Rocklin, Calif.

Rocklin

Pitcher | #18

2012

Made three appearances, going 0-0 with a 27.00 ERA in 1 1/3 innings of work.

Personal

Majoring in business ... Born April 2, 1992 in Sacramento, Calif., but considers Rocklin, Calif., his hometown ... Son of Craig and Kathy Fielding ...

Has one brother, Kevin ... Enjoys video games, longboarding and fishing in his spare time ... Favorite athlete is Brian Wilson ... Favorite TV show is Tosh.O and favorite movie is The Notebook ... Chose Oregon State "because I wanted to play baseball for a winning team."

Fielding's Career Single-Game Highs

Innings pitched: 1.1, at San Diego State, Feb 24, 2012
Walks allowed: 3, at San Diego State, Feb 24, 2012
Strikeouts: 1, at San Diego State, Feb 24, 2012
Batters faced: 11, at San Diego State, Feb 24, 2012

JACE FRY



Freshman • 6'1" • 195 • 1L

Bats/Throws: L/L

Beaverton, Ore.

Southridge

Pitcher | #11

MLB First-Year Player Draft

Fry was selected in the ninth round of the 2011 MLB First-Year Player Draft by Oakland but did not sign.

2012

Louisville Slugger Freshman All-America First Team ... All-Pac-12 Honorable Mention ... Went 5-3 with a 2.45 ERA in 13 games, all starts ... Struck out 53 in 88 1/3 innings and allowed 68 hits, with seven going for extra bases ... Threw three complete games and one shutout ... Was 4-3 with a 2.75 ERA in 10 Pac-12 appearances ... Worked team-high 72 innings in Pac-12 play ... Scattered four hits and a run in five innings against Belmont but did not figure in the decision (6/1) ... Did not figure in the decision after allowing seven hits and two runs in 6 2/3 innings against Oregon (5/26) ... Allowed nine hits and five runs in 6 2/3 innings at Washington State but did not figure in the decision (5/19) ... Did not get the decision after going nine against Utah, allowing four hits and two runs (5/12) ... Got win No. 5 after limiting Stanford to five hits and two runs in a complete-game effort (5/5) ... Took the loss after allowing six hits and three runs in 7 2/3 innings at USC (4/28) ... Held UCLA to six hits and two walks while striking out four in a full nine innings for his first career shutout (4/21) ... Went a full seven innings in a mercy rule game against Arkansas-Pine Bluff, allowing three hits and two unearned runs for the win (4/14) ... Took the loss after allowing seven hits and three runs over 7 1/3 innings at Arizona State (4/7) ... Threw a career-long seven innings and struck out seven while allowing just two hits and three unearned runs for the win against Washington (4/1) ... Took the loss after allowing six hits and four earned runs over 4 2/3 innings against Arizona (3/25) ... Picked up his first collegiate win after scattering four runs and seven hits over five innings at California (3/18) ... Made his first career appearance, a start, allowing two hits and two runs - one earned - in 4 1/3 innings against UConn (3/10).

Personal

Major is undecided ... Born July 9, 1993 ... Son of Candy Baur and Steve Fry ... Has two brothers, D'Cota and Storm, and two sisters, Stephie and Skyler ... Enjoys ping pong and boating in his spare time ... Chose Oregon State because of "great history, they're contenders and good teammates and coaches."

Fry's Career Single-Game Highs

Innings pitched: 9.0, UCLA, Apr 21, 2012 ; Stanford, May 05, 2012 ; at Utah, May 12, 2012
Walks allowed: 4, Washington, Apr 01, 2012 ; Arizona, Mar 25, 2012 ;

Stanford, May 05, 2012
Strikeouts: 7, Washington, Apr 01, 2012
Batters faced: 35, Stanford, May 05, 2012

MAX GORDON



Junior • 5'8" • 170 • 2L

Bats/Throws: L/L

Ashland, Ore.

Ashland/Sierra College

Outfield | #40

2012

Appeared in 47 games, making 29 starts, and batted .257 with five doubles, one triple and 11 RBI ... Batted .260 in Pac-12 play with four doubles and eight RBI ... Set a season-high with three hits against Stanford (5/4) ... Went 2-for-3 with a run and was hit by a pitch twice against USC (4/27) ... Doubled, tripled and drove in one in a 2-for-4 effort against Arizona (3/24) ... Drove home two and scored three runs after going 1-for-2 against California (3/18) ... Doubled and went 2-for-3 with two runs scored against California in the first game of a doubleheader (3/17) ... Went 2-for-4 in his first game of the 2012 season against San Diego State (2/24).

Personal

Majoring in human development and family science ... Born August 8, 1990 in Sacramento, Calif. ... Son of Michelle and Stan Gordon ... Has one brother, Nicholas ... Enjoys hunting, snowboarding and fishing ... Favorite athlete is Ken Griffey, Jr., and favorite TV show is SportsCenter ... Favorite movie is Anchorman ... Biggest athletic thrill to date is winning a high school state championship.

Gordon's Career Single-Game Highs

Hits: 3, Stanford, May 04, 2012
Doubles: 1, 6 times
Triples: 1, Arizona, Mar 24, 2012
Total bases: 5, Arizona, Mar 24, 2012
RBI: 2, at California, Mar 18, 2012 ; at Utah, May 12, 2012
Runs scored: 3, at California, Mar 18, 2012
Walks: 2, VMI, Mar 13, 2011 ; Washington, Mar 31, 2012 ; vs Louisiana-Monroe, June 3, 2012
Hit by pitch: 2, at USC, Apr 27, 2012 ; at California, Mar 17, 2012
Struck out: 2, 5 times
At bats: 5, 5 times
Stolen bases: 1, 5 times

RYAN GORTON



Senior • 6'2" • 213 • 4L

Bats/Throws: R/R

Tigard, Ore.

Tigard

Catcher | #16

MLB First-Year Player Draft

Gorton was selected in the 31st round of the 2012 MLB First-Year Player Draft by Oakland.

2012 Batting

Appeared in 44 games, making 32 starts, and batted .303 with four doubles and 15 RBI ... Batted .235 in Pac-12 play with one double and nine RBI ... Went 2-for-5 with an RBI in the finale against Stanford (5/6) ... Put the Beavers up for good with a two-run single and finished with three RBI in the series finale against UCLA (4/22) ... Extended his hit streak to five games with a season-best three hits, including a double, against Portland (4/16) ... Went 2-for-4, scored two runs and drove in another in the series finale against Arkansas-Pine Bluff (4/15) ... Doubled, walked once and went 2-for-3 with two runs scored against Arkansas-Pine Bluff (4/14) ... Went 2-for-4 with a double, an RBI and two runs scored against Portland (4/3) ... Walked, scored two runs and went 1-for-2 in the finale against Washington (4/1) ... Drove in two and finished 2-for-4 in the second game of a doubleheader against Washington (3/31).

2012 Pitching

Pitched in nine games, all in relief, and went 1-1 with a 4.82 ERA ... Worked a season-long three innings, allowing two hits and a run to get the win against Nevada (4/10) ... Threw a scoreless inning of relief against Arizona State (4/6) ... Allowed one hit with four strikes in 1 2/3 innings of relief against Portland (4/3).

Personal

Majoring in sociology ... Born February 27, 1990 in Portland, Ore. ... Son of Cindy and Ty Gorton ... Has one sister, Sarah ... Enjoys video games, basketball, football, guitar and playing cards in his spare time ... Favorite athlete is Michael Jordan ... Biggest athletic thrill to date is winning the 2008 Babe Ruth World Series ... Favorite TV show is Family Guy and favorite movie is Dumb and Dumber ... Chose Oregon State because of the program.

Gorton's Career Single-Game Highs

Hits: 3, at Portland, Apr 16, 2012
Doubles: 1, 5 times
Total bases: 4, at Portland, Apr 16, 2012
RBI: 3, UCLA, Apr 22, 2012
Runs scored: 2, 5 times
Walks: 3, Arkansas-Pine Bluff, Apr 13, 2012
Hit by pitch: 1, 4 times
Struck out: 2, UCLA, Apr 10, 2010 ; Portland, May 15, 2012
At bats: 5, at USC, Apr 27, 2012 ; Stanford, May 06, 2012 ; at Washington State, May 18, 2012 ; at LSU, June 3, 2012

Innings pitched: 7.0, Portland, Apr 06, 2010
Walks allowed: 4, UCLA, Apr 10, 2010 ; at Washington, May 10, 2009
Strikeouts: 4, 6 times
Batters faced: 28, Portland, Apr 06, 2010

DANNY HAYES

Junior • 6'5" • 205 • 3L
Bats/Throws: L/R
Rancho Murieta, Calif.
Jesuit

Infield | #9**2012**

Named Pac-12 Player of the Week May 21 ... Baton Rouge Regional All-Tournament Team ... Played in 40 games, starting 33, and batted .307 with 10 doubles, one triple, five home runs and 27 RBI ... Batted .412 in 19 Pac-12 games, collecting six doubles, four home runs and 14 RBI ... Homered and doubled in the second game of the series against Oregon (5/26) ... Went 1-for-4 with a double to extend his hit streak to eight games in the series finale against Washington State (5/20) ... Homered, drove in three and went 3-for-4 against Washington State (5/19) ... Homered twice and drove in five runs in the series opener against Washington State (5/18) ... Extended his hit streak to five games by going 2-for-3 with two RBI and two runs against Portland (5/15) ... Set a season-high with three hits, including a double, in the series finale at Utah (5/13) ... Went 2-for-2 with a walk and an RBI against Utah (5/12) ... Went 2-for-4 in the opener against Utah (5/11) ... Drove in a run on a sac fly in the eighth against Oregon (5/8) ... Doubled and drove in two in the second game of a doubleheader against Washington (3/31) ... Went 1-for-3 with a grand slam in the sixth inning against Kansas State (2/26) ... Collected an RBI and went 2-for-5 with a double against Pacific (2/23) ... Posted a 2-for-4 effort with an RBI and a triple in the series finale against UC Santa Barbara (2/19) ... Doubled and drove in two runs while going 1-for-2 against UC Santa Barbara (2/18).

Personal

Major is undeclared ... Born September 21, 1990 in Sacramento but considers Rancho Murieta his hometown ... Is the son of Dan and Jeanne Hayes ... Has one sister, Hailey ... Favorite athlete is Dustin Pedroia and favorite movie is Top Gun ... Biggest athletic thrill to date is hitting his first collegiate home run, April 18, 2010 against Stanford ... Chose Oregon State because of the coaching staff.

Hayes' Career Single-Game Highs

Hits: 3, 6 times
 Doubles: 2, UCLA, Apr 10, 2010
 Triples: 1, at UC Santa Barbara, Feb 19, 2012
 Home runs: 2, at Washington State, May 18, 2012
 Total bases: 8, at Washington State, May 18, 2012
 RBI: 5, at Washington State, May 18, 2012
 Runs scored: 3, at Portland, Apr 05, 2011 ; Stanford, Apr 18, 2010 ; Maine, Mar 19, 2010
 Walks: 3, Hartford, Mar 05, 2011
 Hit by pitch: 1, 4 times
 Struck out: 3, Arizona State, Apr 08, 2011 ; UCLA, Apr 11, 2010 ; Maine, Mar 20, 2010
 At bats: 5, 12 times
 Stolen bases: 1, at Stanford, Apr 16, 2011 ; at Washington, May 14, 2011

RYAN HOWELL

Freshman • 6'0" • 190 • 1L
Bats/Throws: R/R
Brentwood, Calif.
Heritage

Outfield | #30**2012**

Played in seven games, going 1-for-5 with one RBI.

Personal

Major is undecided ... Born October 30, 1992 in Oakland, Calif. ... Son of Terri Hemenes and Vince Howell ... Has one brother, Johnny, and four sisters, Samantha, Haley, Jessica and Lauryn ... Enjoys any extreme sport and fishing in his spare time ... Favorite athlete is Ryan Dungee and favorite TV show is Tosh.O ... Favorite movie Super Troopers ... Would be a snowboarding professional if he weren't playing baseball.

Howell's Career Single-Game Highs

Hits: 1, Portland, Apr 03, 2012
 Total bases: 1, Portland, Apr 03, 2012
 RBI: 1, Portland, Apr 03, 2012
 Walks: 1, at San Diego State, Feb 24, 2012 ; vs Northern Illinois, Mar 04, 2012
 Struck out: 1, at Arizona State, Apr 06, 2012
 At bats: 1, 5 times

KAVIN KEYES

Sophomore • 5'11" • 185 • 2L
Bats/Throws: S/R
Sandy, Utah
Alta

Infield | #3**2012**

Batted .226 with eight doubles, two triples and 18 RBI ... Played in 26 league games, batting .227 with three doubles and four RBI ... Went 3-for-5 and scored a run in the series finale against Washington State (5/20) ... Tripled, drove in a season-high four runs and went 2-for-5 in a win over Portland (5/15) ... Doubled twice and went 2-for-4 against Utah (5/12) ... Tripled and went 2-for-4 with a run and an RBI in the opener at Utah (5/11) ... Pushed his hit streak with a 1-for-3 effort against Oregon, scoring a run in the eighth (5/8) ... Went 3-for-4 with a run scored in a midweek win over Portland (4/3) ... Tallied a 4-for-5 effort with three runs scored in the finale at California (3/18) ... Doubled and finished 2-for-4 with two runs and an RBI against Northern Illinois (3/4) ... Went 1-for-4 and drove in two on a double in the fourth against St. Mary's (3/1) ... Went 2-for-4 with a run, RBI and a walk against Pacific (2/23).

Personal

Major is undecided ... Born April 25, 1992 ... Son of Bob Keyes and Shau-na Robinson ... Has one brother, Kyle, and one sister, Savanna ... Was a member of the Honor Roll throughout his high school tenure ... Favorite TV

show is Two And A Half Men and favorite movie is Old School.

Keyes' Career Single-Game Highs

Hits: 4, at California, Mar 18, 2012
 Doubles: 2, at Utah, May 12, 2012 ; vs Washington, May 13, 2011
 Triples: 1, at Utah, May 11, 2012 ; Portland, May 15, 2012
 Home runs: 1, at Washington, May 14, 2011
 Total bases: 6, at Washington, May 14, 2011
 RBI: 4, Portland, May 15, 2012
 Runs scored: 3, at California, Mar 18, 2012
 Walks: 2, 7 times
 Hit by pitch: 2, at UC Santa Barbara, Feb 17, 2012
 Struck out: 3, at LSU, June 3, 2012
 At bats: 6, at UC Santa Barbara, Feb 18, 2012
 Stolen bases: 1, 6 times



SPENCER MANJARREZ

Freshman • 6'1" • 196 • HS

Bats/Throws: R/R

Gig Harbor, Wash.

Gig Harbor

Outfield | #15

2012

Did not play.

Personal

Majoring in health and human services (athletic training) ... Born April 14, 1993 in Tacoma, Wash., and considers Gig Harbor, Wash., his hometown ... Son of Corinne and Joseph Manjarrez ... Is an only child ... Enjoys video games, working out, snow skiing and snowboarding in his spare time ... Was a member of the honor roll in high school ... Favorite TV show is Jersey Shore and favorite movie is Step Brothers ... Chose Oregon State because of "a great coaching staff, wonderful environment and an opportunity to play for a premier team."



JOEY MATTHEWS

Junior • 5'10" • 185 • 1L

Bats/Throws: R/R

Vacaville, Calif.

Vacaville/Sacramento City College

Outfield | #35

2012

Baton Rouge Regional All-Tournament Team ... Played in 47 games, batting .267 with six doubles, one home run and nine RBI ... Batted .243 in league play ... Was 3-for-8 in four games at the Baton Rouge Regional ... Went 2-for-3 with two runs scored and a double in the finale against Stanford (5/6) ... Tallied a 3-for-4 effort and scored a run in the second game of the series against Stanford (5/5) ... Doubled twice and ended the game 2-for-4 with a run and an RBI in a midweek game against Oregon (4/24) ... Tripled and went 3-for-3 with a run scored and two RBI against Arkansas-Pine Bluff (4/15) ... Homered and went 2-for-3 with two runs and two RBI against Arkansas-Pine Bluff (4/14) ... Singled and went 1-for-

2 with a run and a walk against Nevada (4/9).

Personal

Majoring in sociology ... Born October 1, 1990 in Vallejo, Calif. ... Son of Gina and Bill Matthews ... Has one brother, Gary, and two sisters, Kelley and Jessica ... Enjoys bike rides, music, swimming and visiting YouTube and Facebook in his spare time ... A member of the National Honor Society during his high school tenure ... Favorite TV Show is Quick Pitch on the MLB Network and favorite movie is The Lion King ... Chose Oregon State because of "the winning tradition."

Matthews' Career Single-Game Highs

Hits: 3, Arkansas-Pine Bluff, Apr 15, 2012 ; Stanford, May 05, 2012
 Doubles: 2, at Oregon, Apr 24, 2012
 Triples: 1, Arkansas-Pine Bluff, Apr 15, 2012 ; at USC, Apr 27, 2012
 Home runs: 1, Arkansas-Pine Bluff, Apr 14, 2012
 Total bases: 6, Arkansas-Pine Bluff, Apr 14, 2012
 RBI: 2, Arkansas-Pine Bluff, Apr 14, 2012 ; Arkansas-Pine Bluff, Apr 15, 2012
 Runs scored: 2, 4 times
 Walks: 1, 10 times
 Hit by pitch: 2, Oregon, May 27, 2012
 Struck out: 3, at USC, Apr 28, 2012
 At bats: 5, at Portland, Apr 16, 2012 ; at USC, Apr 27, 2012 ; at Utah, May 11, 2012
 Stolen bases: 1, Arkansas-Pine Bluff, Apr 15, 2012



MICHAEL McCALL

Freshman • 6'2" • 173 • HS

Bats/Throws: R/R

Gig Harbor, Wash.

Gig Harbor

Pitcher | #19

2012

Did not play.

Personal

Majoring in bio engineering ... Born October 26, 1992 in Bellevue, Wash. ... Son of Amy and John McCall ... Has one brother, Davis, and one sister, Ava ... Cousin, Teddy Ruth, played hockey collegiately at Notre Dame and is currently a defenseman in the Columbus Blue Jackets (NHL) organization ... Enjoys music and playing the piano and guitar in his spare time ... Favorite athlete is Neftali Feliz and favorite TV show is House ... Chose Oregon State because of the coaching staff.

SAM MONTGOMERY

R. Senior • 5'11" • 185 • 1L
Bats/Throws: R/R
Fremont, Calif.
Bellarmine/Sierra College

Outfield | #17**2012**

Played in nine games, going 1-for-13 (.077) with one RBI.

Personal

Majoring in sociology ... Born March 13, 1989 ... Son of Stephen and Patricia Montgomery ... Has two brothers, Kevin and Stephen, and one sister, Maureen ... Brother Kevin played football for Saint Mary's College ... Favorite athlete is Evan Longoria and favorite TV show is Entourage ... Chose Oregon State because of the Pac-10 and "good baseball."

Montgomery's Career Single-Game Highs

Hits: 1, at UC Santa Barbara, Feb 18, 2012
 Total bases: 1, at UC Santa Barbara, Feb 18, 2012
 RBI: 1, at UC Santa Barbara, Feb 18, 2012
 Runs scored: 1, Arkansas-Pine Bluff, Apr 15, 2012
 Walks: 1, at San Diego State, Feb 24, 2012
 Hit by pitch: 1, Arkansas-Pine Bluff, Apr 15, 2012
 Struck out: 3, at UC Santa Barbara, Feb 18, 2012

ZACK RESER

R. Freshman • 6'2" • 205 • 1L
Bats/Throws: L/L
Beaverton, Ore.
Westview

Pitcher | #38**2012**

Pac-12 All-Academic Second Team ... Appeared in 10 games and 5 1/3 innings, going 0-0 with a 6.75 ERA ... Set a season-high with two strikeouts in an inning of relief against UCLA (4/20) ... Threw a season-high 1 2/3 innings against Nevada, allowing just one hit (4/9).

Personal

Majoring in business ... Born April 23, 1992 in Portland, Ore. ... Son of Jane and Marty Reser and the grandson of Pat and Al Reser ... Father, Marty, wrestled at OSU as did his brother, Alex ... Also has one sister, Nikki ... Loves to dance and wakeboard when not on the diamond ... Was on the Honor Roll at Westview every year ... Favorite athlete is Albert Pujols and favorite movie is Ace Ventura: Pet Detective ... Chose Oregon State because he "loved the atmosphere and the baseball coaches."

Reser's Career Single-Game Highs

Innings pitched: 1.2, at Nevada, Apr 09, 2012
 Walks allowed: 1, 4 times
 Strikeouts: 2, UCLA, Apr 20, 2012
 Batters faced: 6, at Nevada, Apr 09, 2012

CARLOS RODRIGUEZ

Freshman • 6'2" • 198 • 1L
Bats/Throws: L/L
Kapolei, Hawaii
Iolani School

Pitcher | #37**MLB First-Year Player Draft**

Rodriguez was a 20th round selection in the 2011 MLB First-Year Player Draft by Atlanta but did not sign.

2012

Pitched in eight games, all in relief, and worked seven innings, going 0-0 with a 5.14 ERA ... Threw 49 pitches in three innings of relief against Oklahoma, allowing one hit and four walks with two strikeouts and no runs (3/11).

Personal

Majoring in business ... Born December 9, 1992 in Ponce, Puerto Rico but considers Kapolei, Hawaii his hometown ... Son of Janira and Timothy Remzi ... Has one brother, Tyler, and one sister, Elsie ... Enjoys going to the beach and hanging out with friends in his spare time ... Was on the honor roll in high school ... Favorite TV show is That 70s Show and favorite movie is Space Jam ... Chose Oregon State because of "the coaches, they welcome you in as if you were family."

Carlos Rodriguez's Career Single-Game Highs

Innings pitched: 3.0, Oklahoma, Mar 11, 2012
 Walks allowed: 4, at San Diego, Feb 25, 2012 ; Oklahoma, Mar 11, 2012
 Strikeouts: 2, Oklahoma, Mar 11, 2012
 Batters faced: 13, Oklahoma, Mar 11, 2012

JAKE RODRIGUEZ

Sophomore • 5'9" • 195 • 2L
Bats/Throws: R/R
Elk Grove, Calif.
Elk Grove

Infield | #13**MLB First-Year Player Draft**

Rodriguez was an 11th-round selection by the Los Angeles Angels of Anaheim in the 2010 MLB First-Year Player Draft but did not sign.

2012

All-Pac-12 Honorable Mention ... *Pac-12 All-Academic Honorable Mention* ... Batted .290 with eight doubles, two home runs and 28 RBI ... Appeared in 26 Pac-12 games, batting .270 with five doubles and 11 RBI ... Pushed his hit streak to five games with a 2-for-4 day at Utah (5/13) ... Doubled, drove in a run and went 2-for-5 against Utah (5/11) ... Went 2-for-3 with a walk, run and RBI against USC (4/27) ... Hit a three-run home run in the second inning and later doubled in a midweek win over Portland (4/16) ... Went 2-for-4 with an RBI in the series opener against Arizona State (4/5) ... Pushed his hit streak to four games by going 2-for-

3 with three RBI against West Virginia (3/9) ... Hit a solo home run in the second inning and went 2-for-4 with two runs scored against Kansas State (2/26) ... Set a season-high with a 3-for-4 effort in a loss to San Diego (2/25) ... Went 2-for-5 and drove in two on a fifth-inning single in the season opener against UC Santa Barbara (2/17).

Personal

Majoring in criminal justice ... Born January 24, 1992 in Chicago, Ill. ... Son of Marco and Nancy Rodriguez ... Has one brother, Joe, and three sisters, Kaite, Meagan and Paige ... Enjoys golf and fishing ... Biggest athletic thrill to date is winning a gold medal with the USA Baseball 16U National Team ... Favorite athlete is Derek Jeter and favorite TV show is ESPN's Baseball Tonight ... Chose Oregon State because of the coaching staff and everything "made me feel at home."

Jake Rodriguez's Career Single-Game Highs

Hits: 3, 4 times
Doubles: 2, vs Texas A&M-CC, Feb 26, 2011 ; Hartford, Mar 05, 2011
Triples: 1, Hartford, Mar 06, 2011
Home runs: 1, at Portland, Apr 16, 2012 ; vs Kansas State, Feb 26, 2012 ; at Washington, May 14, 2011
Total bases: 6, at Portland, Apr 16, 2012
RBI: 3, at Portland, Apr 16, 2012 ; at West Virginia, Mar 09, 2012 ; at Washington, May 14, 2011
Runs scored: 2, 4 times
Walks: 1, 18 times
Hit by pitch: 2, vs Louisiana-Monroe, June 3, 2012
Struck out: 3, UCLA, Apr 22, 2012 ; at UC Santa Barbara, Feb 17, 2012 ; at UC Santa Barbara, Feb 18, 2012
At bats: 7, at UC Santa Barbara, Feb 18, 2012
Stolen bases: 2, Hartford, Mar 05, 2011

NICK RULLI



R. Sophomore • 6'1" • 185 • 1L
Bats/Throws: R/R
Lake Oswego, Ore.
Lake Oswego/San Joaquin Delta CC

Outfield | #12

2012

Played in eight games, going 1-for-3 ... Drove in the game-winning run with a pinch hit double for his first collegiate hit in the second game of the series against Oregon (5/26).

Personal

Majoring in business ... Born March 30, 1991 in Portland, Ore., and considers Lake Oswego, Ore., his hometown ... Son of Christine and Nick Rulli ... Has two sisters, Alexandra and Arianna ... Enjoys golf, basketball and music in his spare time ... Member of the honor roll his senior year of high school ... Favorite TV show is Hard Knocks ... Chose Oregon State because of the chance "to play baseball and achieve academic excellence."

Rulli's Career Single-Game Highs

Hits: 1, Oregon, May 26, 2012
Doubles: 1, Oregon, May 26, 2012
Total bases: 2, Oregon, May 26, 2012
RBI: 1, Arkansas-Pine Bluff, Apr 15, 2012 ; Oregon, May 26, 2012
Struck out: 2, at San Diego State, Feb 24, 2012
At bats: 2, at San Diego State, Feb 24, 2012

SCOTT SCHULTZ



Sophomore • 6'3" • 195 • 2L
Bats/Throws: R/R
Gig Harbor, Wash.
Gig Harbor

Pitcher | #24

2012

Went 3-1 with a 2.56 ERA in 24 games, throwing 45 2/3 innings ... Saved two games ... Struck out 32 ... Made 11 appearances in league play, going 0-1 with a 2.30 ERA in 15 2/3 innings ... Threw a career-long 8 2/3 innings in a relief outing against LSU, but did not get the decision after allowing three hits and two runs (6/3) ... Struck out 12 and walked just two while allowing only six hits ... Opponents batted .122 against him in Pac-12 play ... Saved his second game of the series and the season when holding Oregon to just one hit in 2 2/3 innings (5/27) ... Threw 3 1/3 scoreless innings in the series opener against Oregon for his first save (5/25) ... Picked up his third win after holding Portland to one hit and one walk with two strikeouts in a season-long 4 2/3 innings of relief (5/15) ... Worked 2 1/3 innings of scoreless relief against Oregon, walking one with one strikeout (5/8) ... Threw a 1 1/3 innings of scoreless relief in the opener against USC (4/27) ... Won his second game of the season after limiting Portland to four hits and a walk with three strikeouts in 3 1/3 innings (4/3) ... Picked up his first win of the season after allowing three hits and no runs in 1 1/3 innings of relief against Northern Illinois (3/4) ... Worked a scoreless ninth to close out the season opener at UC Santa Barbara (2/17).

Personal

Major is undecided ... Born December 15, 1991 in Tacoma, Wash. ... Son of Steve and Jenifer Schultz ... Has one brother, Robby ... Biggest athletic thrill to date is winning his league senior year ... Favorite athlete is Tim Lincecum and favorite TV channel is ESPN ... Chose Oregon State "to play baseball and have a chance to win."

Schultz's Career Single-Game Highs

Innings pitched: 8.2, at LSU, June 3, 2012
Walks allowed: 3, Vanderbilt, Jun 11, 2011
Strikeouts: 9, vs LSU, June 3, 2012
Batters faced: 32, vs LSU, June 3, 2012

TYLER SMITH



Junior • 6'0" • 191 • 3L
Bats/Throws: R/R
Thousand Oaks, Calif.
Thousand Oaks

Infield | #1

2012

All-Pac-12 First Team ... Appeared in 58 games, starting 55 ... Tallied a .343 batting average, doubled 11 times with one home run and 39 RBI ... Played in all 30 Pac-12 games, batting .350 with six doubles and 16 RBI ... Went 2-for-4 with two RBI against LSU (6/3) ... Finished 2-for-5 with

three RBI against Louisiana-Monroe (6/3) ... Went 3-for-3 with two walks in the series finale against Washington State (5/20) ... Tallied a 3-for-5 effort against Utah (5/11) ... Drove in two, walked once and went 1-for-4 in the finale against Stanford (5/6) ... Tallied a 3-for-4 effort in OSU's 3-0 win over UCLA (4/21) ... Went 2-for-5 with two doubles and an RBI in the finale against Nevada (4/10) ... Hit his first home run of the season, a three-run shot, and finished 1-for-4 with a walk against Nevada (4/9) ... Drove in the game-winning runs with a single in the fifth and ended the game 2-for-4 in the series finale against Washington (4/1) ... Tallied a 3-for-4 effort with three RBI and a double against Arizona (3/24) ... Went 2-for-4 with two runs scored, a double and one RBI in the series opener against Arizona (3/23) ... Doubled, scored three runs and went 3-for-5 in the series finale at California (3/18) ... Doubled, drove in three and finished 2-for-5 against West Virginia to push his hit streak to four games (3/9) ... Finished 3-for-5 with two runs and two RBI in OSU's win over Northern Illinois (3/4) ... Drove in the go-ahead runs on a triple during OSU's sixth inning and went 2-for-4 against Saint Louis (3/3) ... Set a season high with three hits, including a double, against Kansas State (2/26) ... Scored two runs and drove in one while walking three times against Pacific (2/23) ... Was 2-for-4 with an RBI against UC Santa Barbara (2/18).

Personal

Majoring in business ... Born July 1, 1991 in Long Beach, Calif., but considers Thousand Oaks his hometown ... Is the son of Lori and Ron Smith ... Has one sister, Karly ... Enjoys ping pong and video games in his spare time ... Favorite athlete is LeBron James ... Favorite TV show is Entourage and favorite movie is 300 ... Biggest athletic thrill to date is playing at Dodger Stadium for the Los Angeles Dodgers Elite Team ... Chose Oregon State because it's a great opportunity, and a great program with great coaches.

Smith's Career Single-Game Highs

Hits: 3, 13 times
 Doubles: 2, at California, May 01, 2010
 Triples: 1, 3 times
 Home runs: 1, at Nevada, Apr 09, 2012 ; vs Florida Atlantic, Jun 04, 2010 ; Maine, Mar 21, 2010
 Total bases: 5, vs Florida Atlantic, Jun 04, 2010 ; at California, May 01, 2010
 RBI: 3, 7 times
 Runs scored: 3, Tennessee, Feb 26, 2010 ; at California, Mar 18, 2012
 Walks: 3, Arkansas-Pine Bluff, Apr 14, 2012 ; vs Pacific, Feb 23, 2012
 Hit by pitch: 1, 12 times
 Struck out: 3, VMI, Mar 13, 2011 ; at Arizona State, May 21, 2010
 At bats: 6, Tennessee, Feb 26, 2010 ; at Utah, May 13, 2012
 Stolen bases: 1, 14 times



TAYLOR STARR

R. Senior • 6'2" • 210 • 3L

Bats/Throws: R/R

Longview, Wash.

Kelso

Pitcher | #26

MLB First-Year Player Draft

Starr was a 37th-round selection in the 2011 MLB Draft by Cleveland.

2012

Pac-12 All-Academic Honorable Mention ... Went 5-2 with a 4.37 ERA in 18 games, starting seven ... Worked 45 1/3 innings, striking out 26 ... Was 1-0 with a 1.93 ERA in five Pac-12 games, which included one start ... Struck out four in 9 1/3 innings ... Scattered seven hits over 6

1/3 innings and struck out three to get the win in a Pac-12 start against Oregon (5/27) ... Took the loss after allowing five hits and three runs in a 2 2/3-inning start at Oregon (5/8) ... Shut down Oregon with a 96-pitch effort, allowing five hits and a run in seven innings in a start to pick up the win (4/24) ... Picked up his third win in his second start where he allowed two hits and one run in five innings against Arkansas-Pine Bluff (4/15) ... Made his first career start and allowed three hits, two runs and two walks with three strikeouts in four innings against to Nevada to get the win (4/9) ... Picked up win No. 1 and first since May 11, 2008 with five innings against Saint Louis, allowing six hits and three runs (3/3) ... Scattered three hits and a run in 3 1/3 innings of relief against Pacific (2/23) ... Took the loss but worked multiple innings for the first time since 2008 after going 2 1/3 against UCSB, allowing three hits and a run (2/18).

Personal

Majoring in sociology with an option in criminology ... Born May 31, 1989 in Longview, Wash. ... Son of Tami and Boyd Starr ... Has one brother, Spencer ... Enjoys snowboarding, cars, school, camping and fishing in his spare time ... Favorite athlete is Pedro Martinez ... Favorite TV show is CSI and favorite movie is Dumb and Dumber ... Biggest athletic thrill to date is making his first appearance at PGE Park ... Chose Oregon State because of the great baseball program and the coaches.

Starr's Career Single-Game Highs

Innings pitched: 7.0, at Oregon, Apr 24, 2012
 Walks allowed: 2, 7 times
 Strikeouts: 7, at Oregon, Apr 24, 2012
 Batters faced: 28, at Oregon, Apr 24, 2012



JOHN TOMMASINI

R. Senior • 5'8" • 171 • 4L

Bats/Throws: S/R

Tenmile, Ore.

Roseburg

Infield | #4

2012

Baton Rouge Regional All-Tournament Team ... *Pac-12 All-Academic Honorable Mention* ... Appeared in 56 games, batting .219 with three doubles and 14 RBI ... Batted .215 in Pac-12 games, tallying six RBI ... Drove in two runs with three walks and three hits in four games at the Baton Rouge Regional ... Walked, scored twice and went 1-for-3 against Nevada (4/9) ... Drove in a run and was 1-for-3 in the series opener against Arizona State (4/5) ... Drove in two and went 1-for-2 with a run scored against Kansas State (2/26) ... Went 3-for-5 and doubled with an RBI against Pacific (2/23) ... Played in first game since 2010 and went 2-for-5 with two RBI in the season opener at UC Santa Barbara (2/17).

Personal

Majoring in exercise and sports science ... Born April 27, 1989 in Roseburg, Ore. ... Son of Marge and Frank Tommasini ... Has three brothers: Kevin, Brian and Caleb ... Has three sisters: Faith, Rachel and Sarah ... Brother, Kevin, played baseball for Arizona State and was in the San Francisco Giants organization ... Sister, Rachel, played softball for Oregon and sister, Sarah, played softball for Oregon State ... Brother, Caleb, played football and baseball for Oregon ... Favorite TV shows are The Office ... Favorite movie is Man On Fire.

Tommasini's Career Single-Game Highs

Hits: 4, vs Missouri State, Mar 13, 2009

Doubles: 1, 11 times
 Triples: 1, vs Texas A&M, May 29, 2009
 Total bases: 4, 4 times
 RBI: 3, St. Mary's, Mar 22, 2009
 Runs scored: 4, at UC Santa Barbara, Feb 18, 2012
 Walks: 3, at UC Santa Barbara, Feb 18, 2012
 Hit by pitch: 2, vs San Francisco, Mar 05, 2009
 Struck out: 3, at Nevada, Apr 10, 2012 ; vs Northern Illinois, Feb 26, 2009 ; vs Northern Illinois, Mar 04, 2012
 At bats: 5, 5 times
 Stolen bases: 1, 5 times

MITCHELL TRIPP



Freshman • 6'1" • 195 • HS
Bats/Throws: R/R
Bellingham, Wash.
Meridian

Pitcher | #29

2012

Did not play.

Personal

Majoring in turf management ... Born October 1, 1992 in Bellingham, Wash. ... Son of Kim and Carl Tripp ... Has one brother, Matthew ... Enjoys skimboarding and longboarding in his spare time ... Favorite athlete is Josh Hamilton ... Favorite TV show is SportsCenter and favorite movie is "any movie with Will Ferrell" ... Chose Oregon State because "the coaching staff makes me feel at home here."

BEN WETZLER



Sophomore • 6'1" • 200 • 2L
Bats/Throws: L/L
Clackamas, Ore.
Clackamas

Pitcher | #28

MLB First-Year Player Draft

Selected in the 15th round of the 2010 MLB First-Year Player Draft by the Cleveland Indians.

2012

Pac-12 All-Academic Honorable Mention ... Went 8-2 with a 3.10 ERA in 16 games, all starts ... Struck out 75 in 101 2/3 innings ... Was 4-2 with a 3.25 earned run average in 10 Pac-12 starts, striking out 50 in 63 2/3 innings ... Got his eighth win after holding Louisiana-Monroe to eight hits and two runs in 8 2/3 innings (6/3) ... Picked up the win after allowing eight hits and three runs in 5 2/3 innings against Oregon (5/25) ... Did not figure in the decision after allowing five hits and a run in 4 2/3 at Washington State (5/18) ... Earned his sixth win after scattering nine hits and four runs with two strikeouts in five innings at Utah (5/11) ... Did not get the decision after allowing two runs and seven hits in seven innings against Stanford (5/4) ... Picked up the win after scattering seven hits and two runs with seven

strikeouts in 6 2/3 innings at USC (4/27) ... Took the loss after allowing six hits and four runs in 6 2/3 innings against UCLA (4/20) ... Did not get the decision after allowing five hits and three unearned runs in 6 1/3 innings against Arkansas-Pine Bluff (4/13) ... Took the loss after giving up five hits and three runs over 5 1/3 innings at Arizona State (4/6) ... Did not get the win after holding Washington to three hits and a run in eight innings (3/31) ... Limited Arizona to one run and four hits over 6 2/3 innings but did not get the decision in the series opener against the Wildcats (3/23) ... Earned win No. 4 after holding California to six hits and two runs over a career-long eight innings (3/17) ... Picked up his first career complete game, going seven innings, allowing one hit with eight strikeouts against West Virginia (3/9) ... Did not get a decision after going 5 2/3 innings against St. Mary's, allowing six hits and four runs - three earned - with four strikeouts (3/1) ... Threw five innings, allowing eight hits and six runs against Pacific and improved to 2-0 (2/23) ... Picked up the win after scattering six hits and three runs in 5 1/3 innings as the Beavers' opening-day starter against UC Santa Barbara (2/17).

Personal

Majoring in physical education ... Born September 12, 1991 in Portland, Ore. ... Son of Wynn and Kathy Mayfield ... Has two brothers, Jason and Zach, and one sister, Katelyn ... Enjoys camping and social events ... Member of the Honor Society at Clackamas ... Favorite athlete is LeBron James and favorite TV show is Entourage ... Biggest athletic thrill to date is winning two high school state titles ... Chose Oregon State because of the hometown feeling and the program's history.

Wetzler's Career Single-Game Highs

Innings pitched: 8.2, vs Louisiana-Monroe, June 3, 2012
 Walks allowed: 6, at Washington State, May 18, 2012
 Strikeouts: 9, Hartford, Mar 05, 2011
 Batters faced: 37, vs Louisiana-Monroe, June 3, 2012

RILEY WILKERSON



Freshman • 6'4" • 182 • HS
Bats/Throws: R/R
West Linn, Ore.
West Linn

Pitcher | #32

2012

Made six appearances, including four starts, and went 1-0 with a 5.68 ERA in 12 2/3 innings ... Picked up first career win after two scoreless innings in relief against Oklahoma (3/11) ... Allowed five hits and two runs in two innings against Kansas State and did not figure in the decision (2/26) ... Made his OSU debut in a start against UC Santa Barbara and did not figure in the decision after going four full, allowing four hits and two runs (2/19).

Personal

Majoring in business ... Born June 5, 1993 in Oregon City, Ore., but considers West Linn, Ore., his hometown ... Son of Kelsi and Kermet Wilkerson ... Has three brothers: Eric, Corey and Brett ... Is twins with Brett ... Enjoys spots like basketball, soccer and volleyball and boating and swimming in his spare time ... Member of "Lion's Den" in high school, which required GPA of 3.5 or better ... Chose Oregon State because "I've always been a Beaver, I love Corvallis and I wanted to stay in state and OSU has a great baseball program."

Wilkerson's Career Single-Game Highs

Innings pitched: 4.1, vs Northern Illinois, Mar 04, 2012

Walks allowed: 3, Oklahoma, Mar 11, 2012

Strikeouts: 4, vs Northern Illinois, Mar 04, 2012

Batters faced: 20, vs Northern Illinois, Mar 04, 2012

2012 Pac-12 Standings & Review

	CONFERENCE			OVERALL			VS OSU
	W	L	PCT	W	L	PCT	W-L
UCLA % ^ # @	20	10	.667	48	16	.750	1-2
Arizona % ^ # @ !	20	10	.667	48	17	.738	2-1
Oregon ^ #	19	11	.633	46	19	.708	1-4
Oregon State ^	18	12	.600	40	20	.667	-
Stanford ^ #	18	12	.600	41	18	.695	1-2
Arizona State	18	12	.600	36	20	.643	3-0
Washington	14	16	.467	30	25	.545	1-2
California	12	18	.400	29	25	.537	0-3
Washington State	12	18	.400	28	28	.500	1-2
USC	8	22	.267	23	32	.418	2-1
Utah	7	23	.233	14	42	.250	1-2



% - Pac-12 Co-Champion • ^ - Regional Clubs # - Super Regional Clubs @ - College World Series Clubs; ! - National Champion

2012 All-Pac-12 Team

Player of the Year: Alex Mejia, Arizona

Pitcher of the Year: Alex Keudell, Oregon

Freshman of the Year: Michael Conforto, Oregon State

Defensive Player of the Year: Alex Mejia, Arizona

Coach of the Year: Andy Lopez, Arizona

Name	Pos.	Yr.	School
Beau Amaral (2)	OF	Jr.	UCLA
Mark Appel	RHP	Jr.	Stanford
Taylor Ard (2)	1B	RS Jr.	Washington State
David Berg	RHP	Fr.	UCLA
Bobby Brown	DH	Sr.	Arizona
Michael Conforto	OF	Fr.	Oregon State
Joey DeMichele (2)	2B	Jr.	Arizona State
Johnny Field	OF	So.	Arizona
Jeff Gelalich	OF	Jr.	UCLA
Scott Griggs	RHP	Jr.	UCLA
Tyler Heineman	C	Jr.	UCLA
Kurt Heyer (3)	RHP	Jr.	Arizona
Derek Jones	OF	Sr.	Washington State
Alex Keudell	RHP	Sr.	Oregon
Deven Marrero (2)	SS	Jr.	Arizona State
Alex Mejia (2)	SS	Jr.	Arizona
Seth Mejias-Brean	3B	Jr.	Arizona
Stephen Piscotty (2)	3B	Jr.	Stanford
Adam Plutko (2)	RHP	So.	UCLA
Robert Refsnyder (2)	OF	Jr.	Arizona
Tony Renda (3)	2B	Jr.	California
Brady Rodgers	RHP	Jr.	Arizona State
Jimmie Sherfy	RHP	So.	Oregon
Tyler Smith	SS	Jr.	Oregon State
Trevor Williams	RHP	So.	Arizona State

(1) - Two-time All-Conference selection

(2) - Three-time All-Conference selection

Honorable Mention: Chase Anselment (WASH, Jr., DH); Andrew Aplin (ASU, Jr., OF); Jake Barrett (ASU, Jr., RHP); Alex Blandino (STAN, Fr., 3B); James Brooks (UTAH, Sr., SS); **Dan Child (OSU, So., RHP)**; Ryan Deeter (UCLA, RS So., RHP); Mitch Delfino (CAL, Jr., 1B); **Ryan Dunn (OSU, Sr., 3B)**; Matt Flemer (CAL, Sr., RHP); Matt Foat (USC, Sr., 1B); Josh Fredendall (WASH, Jr., RHP); **Jace Fry (OSU, Fr., LHP)**; Ryon Healy (ORE, So., 1B); Aaron Jones (ORE, So., OF); Jacob Lamb (WASH, Jr., 3B); James McDonald (ASU, So., DH); Parker Morin (UTAH, Jr., C); Aaron Payne (ORE, So., 2B); Brian Ragira (STAN, So., 1B); Jayce Ray (WASH, Jr., OF); Jake Reed (ORE, Fr., RHP); Joey Rickard (ARIZ, Jr., OF); **Jake Rodriguez (OSU, So., C)**; Max Rossiter (ASU, Jr., C); Abe Ruiz (ASU, Sr., 1B); Eric Smith (STAN, Jr., C); Stephen Tarpley (USC, Fr., LHP); Austin Wilson (STAN, So., OF).

2012 Pac-12 Weekly Honors

Pac-12 Players Of The Week

February 21 - Abe Ruiz, Sr., 1B, Arizona State
 February 28 - Jeff Gelalich, Jr., OF, UCLA
 March 6 - Joey DeMichele, Jr., 2B, Arizona State
 March 13 - Jeff Gelalich, Jr., OF, UCLA
 March 19 - Seth Mejias-Brean, Jr., 3B, Arizona
 March 26 - Beau Amaral, Jr., OF, UCLA
 April 2 - Derek Jones, Fr., OF, Washington State
 April 9 - Brett Thomas, So., OF, Oregon
 April 16 - Beau Amaral, Jr., OF, UCLA
 April 23 - Alex Blandino, Fr., 3B, Stanford
 April 30 - Aaron Payne, So., 2B, Oregon
 May 7 - Aaron Payne, So., 2B, Oregon
 May 14 - Johnny Field, So., OF, Arizona
May 21 - Danny Hayes, Jr., DH, Oregon State
 May 28 - Johnny Field, So., OF, Arizona

Pac-12 Pitchers Of The Week

February 21 - Jimmie Sherfy, So., RHP, Oregon
 February 28 - Mark Appel, Jr., RHP, Stanford
 March 6 - Kurt Heyer, Jr., RHP, Arizona
 March 13 - Adam Plutko, So., RHP, UCLA
 March 19 - Grant Watson, Fr., LHP, UCLA
 March 26 - Brady Rodgers, Jr., RHP, Arizona State
 April 2 - Konner Wade, So., RHP, Arizona
 April 9 - Alex Keudell, Sr., RHP, Oregon
 April 16 - Alex Keudell, Sr., RHP, Oregon
April 23 - Jace Fry, Fr., LHP, Oregon State
 April 30 - Trevor Williams, So., RHP, Arizona State
 May 7 - Adam Plutko, So., RHP, UCLA
 May 14 - Kurt Heyer, Jr., RHP, Arizona
 May 21 - Mark Appel, Jr., RHP, Stanford
 May 28 - Kurt Heyer, Jr., RHP, Arizona

2012 Game-By-Game Results

Date	Opponent	Score/Time	OSU R-H-E	Opp. R-H-E	Win/Loss/Save	Rec.	Pac-12	Pos.	GB	Att.	Time
2/17	@ UC Santa Barbara	W, 7-3	7-8-1	3-8-2	Wetzler (1-0)/Vedo (0-1)	1-0				891	3:20
2/18	@ UC Santa Barbara	W, 3-2 (8)	3-4-1	2-9-0	Bryant (1-0)/Peterson (0-1)	2-0				473	2:29
2/18	@ UC Santa Barbara	L, 12-13	12-15-4	13-16-3	Vedo (1-1)/Starr (0-1)	2-1				530	4:17
2/19	@ UC Santa Barbara	W, 8-6	8-9-1	6-9-4	Boyd (1-1)/Pettibone (0-1)/Bryant (1)	3-1				646	3:32
2/23	(1) vs. Pacific	W, 10-7	10-12-1	7-11-1	Wetzler (2-0)/Moeller (0-1)/Boyd (1)	4-1				227	3:08
2/24	(1) @ San Diego State	L, 2-18	2-7-2	18-17-0	Cederth (2-0)/Baylis (0-1)	4-2				655	3:54
2/25	(1) @ San Diego	L, 2-13	2-8-3	13-16-1	Covey (1-1)/Child (0-1)	4-3				614	2:59
2/26	(1) vs. Kansas State	W, 13-5	13-13-1	5-11-2	Boyd (2-0)/Moore (0-1)	5-3				252	3:30
3/1	(2) vs. Saint Mary's	L, 4-5	4-7-1	5-8-1	Keane (1-0)/Brockner (0-1)/Barraclough (1)	5-4				366	2:33
3/2	(2) vs. Winthrop	W, 9-4	9-10-1	4-5-1	Bryant (2-0)/Gilroy (0-1)	6-4				406	2:46
3/3	(2) vs. Saint Louis	W, 6-5	6-12-0	5-10-2	Starr (1-1)/Jensen (0-2)/Bryant (2)	7-4				431	2:58
3/4	(2) vs. Northern Illinois	W, 11-3	11-16-3	3-11-1	Schultz (1-0)/Manville (0-2)	8-4				379	2:44
3/9	(3) West Virginia	W, 11-0 (7)	11-8-1	0-1-1	Wetzler (3-0)/Walter (1-2)	9-4				2,255	2:04
3/10	(3) Illinois	W, 8-2	8-7-0	2-7-3	Child (1-1)/Milroy (0-2)	10-4					2:34
3/10	(3) Connecticut	L, 3-6	3-7-2	6-8-0	Fischer (1-2)/Brockner (0-2)/Oberg (3)	10-5				1,579	3:20
3/11	(3) #22 Oklahoma	W, 11-7	11-14-2	7-8-5	Wilkerson (1-0)/Ladd (0-1)/Bryant (3)	11-5				1,046	3:28
3/17	@ California * (DH1)	W, 9-2	9-14-1	2-6-4	Wetzler (4-0)/Jones (2-2)	12-5	1-0	T1	+0.0	493	2:48
3/17	@ California * (DH2)	W, 4-1	4-4-2	1-5-3	Child (2-1)/Flemer (2-2)/Bryant (4)	13-5	2-0	T1	+0.5	550	2:23
3/18	@ California *	W, 13-5	13-17-2	5-11-3	Fry (1-0)/Porter (2-1)	14-5	3-0	1	+1.0	609	3:15
3/23	#5 Arizona *	W, 6-5	6-11-0	5-8-2	Bryant (3-0)/Manthei (3-2)	15-5	4-0	1	+1.0	1,623	3:10
3/24	#5 Arizona *	L, 4-5	4-8-0	5-12-0	Manthei (4-2)/Brockner (0-3)/Troupe (4)	15-6	4-1	T1	+0.0	1,873	3:03
3/25	#5 Arizona *	L, 5-7	5-6-2	7-9-1	Farris (3-1)/Fry (1-1)/Troupe (5)	15-7	4-2	T1	+0.0	1,512	2:56
3/27	@ Portland	3:00 p.m.			RAINED OUT						
3/31	Washington * (DH1)	L, 2-3 (10)	2-5-1	3-7-0	Kane (1-0)/Bryant (3-1)/Palewicz (1)	15-8	4-3	T3	-1.5	1,051	3:22
3/31	Washington * (DH2)	W, 9-0	9-15-0	0-7-0	Child (3-1)/Davis (2-1)	16-8	5-3	T3	-1.0	1,026	2:33
4/1	Washington *	W, 5-3	5-5-3	3-7-0	Fry (2-1)/Voth (4-1)/Bryant (5)	17-8	6-3	T3	-1.0	1,012	2:58
4/3	Portland	W, 8-2	8-15-1	2-7-2	Schultz (2-0)/McCallister (3-1)	18-8				1,003	3:29
4/5	@ #24 Arizona State *	L, 2-8	2-7-1	8-13-3	Rodgers (5-1)/Child (3-2)	18-9	6-4	4	-2.0	2,811	2:58
4/6	@ #24 Arizona State *	L, 2-3	2-5-0	3-7-1	Williams (6-2)/Wetzler (4-1)/Barrett (5)	18-10	6-5	4	-3.0	2,948	3:06
4/7	@ #24 Arizona State *	L, 1-5	1-6-2	5-10-0	Ravago (3-0)/Fry (2-2)	18-11	6-6	T4	-4.0	2,622	3:00
4/9	@ Nevada	W, 6-5	6-6-0	5-10-1	Starr (2-1)/Marks (0-3)/Bryant (6)	19-11				523	3:03
4/10	@ Nevada	W, 10-7 (10)	10-12-0	7-10-0	Gorton (1-0)/Blueberg (0-2)/Bryant (7)	20-11				642	3:34
4/13	Arkansas-Pine Bluff	W, 5-3	5-5-2	3-5-3	Boyd (3-0)/Jones (2-6)/Bryant (8)	21-11				1,587	2:53
4/14	Arkansas-Pine Bluff	W, 12-2 (7)	12-11-1	2-3-1	Fry (3-2)/Newton (0-2)	22-11				1,968	1:56
4/15	Arkansas-Pine Bluff	W, 16-1	16-18-0	1-2-2	Starr (3-1)/Newby (1-6)	23-11				1,782	2:26
4/16	@ Portland	W, 5-0	5-10-1	0-6-0	Child (4-2)/Burright (0-1)	24-11				611	2:35
4/20	#11 UCLA *	L, 0-4	0-2-0	4-7-0	Plutko (5-2)/Wetzler (4-2)	24-12	6-7	T5	-3.5	1,962	3:09
4/21	#11 UCLA *	W, 3-0	3-11-0	0-6-0	Fry (4-2)/Vander Tuig (4-3)	25-12	7-7	T5	-3.5	2,352	2:42
4/22	#11 UCLA *	W, 7-6	7-5-1	6-12-3	Bryant (4-1)/Berg (4-2)	26-12	8-7	T4	-2.5	2,459	3:17
4/24	@ #10 Oregon	W, 7-1	7-9-1	1-8-0	Starr (4-1)/Spencer (2-2)	27-12				2,091	2:47
4/27	@ USC *	W, 5-3	5-12-0	3-9-2	Wetzler (5-2)/Garcia (3-4)/Boyd (2)	28-12	9-7	T4	-2.0	578	2:47
4/28	@ USC *	L, 2-3	2-5-0	3-6-1	Triggs (4-4)/Fry (4-3)/Viramontes (5)	28-13	9-8	T5	-2.5	634	2:29
4/29	@ USC *	L, 2-6	2-9-0	6-14-1	Tarpley (5-1)/Child (4-3)	28-14	9-9	6	-3.5	775	3:12
5/4	#12 Stanford *	L, 2-8	2-9-1	8-13-2	Appel (7-1)/Gorton (1-1)/Vanegas (2)	28-15	9-10	T7	-4.5	2,061	3:20
5/5	#12 Stanford *	W, 4-2	4-6-0	2-5-1	Fry (5-3)/McArdle (3-2)	29-15	10-10	T6	-3.5	2,719	2:34
5/6	#12 Stanford *	W, 5-4 (10)	5-12-1	4-8-0	Bryant (5-1)/Piscotty (2-2)	30-15	11-10	T5	-3.5	2,795	3:33
5/8	@ #9 Oregon	L, 2-3	2-5-1	3-6-0	Housey (3-0)/Starr (4-2)/Sherfy (13)	30-16				2,726	3:00
5/11	@ Utah *	W, 11-10	11-15-2	10-18-2	Wetzler (6-2)/Duke (2-5)/Bryant (9)	31-16	12-10	T5	-3.0	443	3:24
5/12	@ Utah *	L, 3-4 (11)	3-10-1	4-7-1	Green (1-0)/Bryant (5-2)	31-17	12-11	6	-4.0	700	3:06
5/13	@ Utah *	W, 5-4 (10)	5-14-2	4-9-0	Child (5-3)/Green (1-1)	32-17	13-11	6	-4.5	539	3:26
5/15	Portland	W, 12-4	12-12-0	4-7-1	Schultz (3-0)/Watts (2-3)	33-17				1,538	2:34
5/18	@ Washington State *	W, 10-2	10-13-0	2-7-0	Boyd (4-0)/Chleborad (4-3)	34-17	14-11	6	-4.0	622	3:18
5/19	@ Washington State *	L, 5-9	5-9-0	9-10-0	Drobnick (4-2)/Schultz (3-1)	34-18	14-12	6	-4.5	1,253	3:18
5/20	@ Washington State *	W, 7-5	7-15-0	5-12-1	Child (6-3)/Swannack (3-5)/Davis (1)	35-18	15-12	6	-4.0	682	3:15
5/25	#5 Oregon *	W, 7-3	7-9-0	3-8-1	Wetzler (7-2)/Keudell (10-4)/Schultz (1)	36-18	16-12	6	-3.0	3,061	3:12
5/26	#5 Oregon *	W, 3-2	3-6-0	2-9-0	Davis (1-0)/Reed (6-4)/Child (1)	37-18	17-12	T5	-2.0	2,894	3:02
5/27	#5 Oregon *	W, 5-0	5-7-0	0-8-0	Starr (5-2)/Gold (8-4)/Schultz (2)	38-18	18-12	T4	-2.0	2,971	2:36
6/1	vs. Belmont	W, 2-1	2-3-0	1-6-1	Bryant (6-2)/Brookshire (8-4)/Boyd (3)	39-18				10,041	2:31
6/2	@ #3 LSU	L, 1-7	1-6-2	7-8-0	Gausman (11-1)/Child (6-4)	39-19				11,535	3:16
6/3	vs. Louisiana-Monroe	W, 11-2	11-13-3	2-8-3	Wetzler (8-2)/Aulds (3-3)	40-19				10,369	3:09
6/3	@ #3 LSU	L, 5-6 (10)	5-10-4	6-7-1	Cotton (7-0)/Davis (1-1)/Goody (11)	40-20				11,036	3:38

2012 Oregon State Baseball Season In Review

2012 Overall Statistics

Overall: 40-20 • Home: 18-6 • Road: 15-13 • Neutral: 7-1 • Pac-12: 18-12

Offense

Player	AVG	GP	GS	AB	R	H	2B	3B	HR	RBI	TB	SLG%	BB	HBP	SO	GDP	OB%	SF	SH	SB	ATT	PO	A	E	FLD%
8 Conforto, Michael	.349	58	56	218	45	76	14	1	13	76	131	.601	24	12	37	5	.438	2	2	1	2	63	3	1	.985
1 Smith, Tyler	.343	58	55	213	46	73	11	2	1	39	91	.427	30	6	31	7	.434	2	17	9	11	83	168	12	.954
12 Rulli, Nick	.333	8	0	3	0	1	1	0	0	2	2	.667	0	0	2	0	.250	1	1	0	0	0	0	0	.000
9 Hayes, Danny	.307	40	33	114	23	35	10	1	5	27	62	.544	32	2	22	5	.457	3	1	0	1	143	9	5	.968
16 Gorton, Ryan	.303	44	32	119	20	36	4	0	0	15	40	.336	20	4	19	1	.420	0	1	0	2	137	20	1	.994
13 Rodriguez, Jake	.290	53	51	176	23	51	8	0	2	28	65	.369	13	12	34	5	.374	2	4	4	5	227	96	4	.988
2 Dunn, Ryan	.286	60	59	224	41	64	19	0	7	36	104	.464	31	4	28	3	.374	6	7	1	4	61	159	16	.932
33 Barnes, Ryan	.284	58	56	201	39	57	13	0	2	24	76	.378	33	12	27	5	.411	2	12	11	12	295	8	0	1.000
35 Matthews, Joey	.267	47	24	90	24	24	6	2	1	9	37	.411	10	9	23	4	.394	0	2	1	2	52	0	0	1.000
40 Gordon, Max	.257	47	29	113	24	29	5	1	0	11	36	.319	12	12	12	0	.381	2	10	2	3	47	1	0	1.000
10 Davis, Dylan	.247	42	39	166	20	41	12	1	3	30	64	.386	6	3	32	2	.281	3	0	4	5	42	3	0	1.000
3 Keyes, Kevin	.226	54	47	177	23	40	8	2	0	18	52	.294	18	5	28	5	.310	3	7	3	4	264	38	8	.974
4 Tommasini, John	.219	56	46	137	28	30	3	0	0	14	33	.241	26	3	42	0	.355	0	18	2	5	109	169	5	.982
30 Howell, Ryan	.200	7	0	5	0	1	0	0	0	1	1	.200	2	0	1	0	.429	0	0	0	0	0	0	0	.000
6 Esposito, Nate	.167	14	2	12	3	2	0	0	0	2	2	.167	1	0	2	0	.214	1	0	0	0	34	4	2	.950
25 Dunatov, Jordan	.125	10	2	16	2	2	0	0	0	2	2	.125	2	0	5	0	.222	0	0	0	0	3	0	1	.750
39 Dettman, Ryan	.091	27	3	11	8	1	0	0	0	1	1	.091	2	0	4	0	.231	0	1	2	2	11	0	0	1.000
17 Montgomery, Sam	.077	9	2	13	1	1	0	0	0	1	1	.077	1	1	7	0	.200	0	0	0	0	3	0	0	1.000
36 Bryant, Tony	.000	1	0	1	0	0	0	0	0	0	0	.000	0	0	1	0	.000	0	0	0	0	2	5	0	1.000
41 Child, Dan	.000	2	2	0	0	0	0	0	0	0	0	.000	0	0	0	0	.000	0	0	0	0	3	18	2	.913
31 Boyd, Matt	.000	4	0	0	0	0	0	0	0	0	0	.000	0	0	0	0	.000	0	0	0	0	6	12	0	1.000
26 Starr, Taylor	.000	1	1	0	0	0	0	0	0	0	0	.000	0	0	0	0	.000	0	0	0	0	2	12	0	1.000
28 Wetzler, Ben	.000	1	1	0	0	0	0	0	0	0	0	.000	0	0	0	0	.000	0	0	0	0	7	25	1	.970
Totals	.281	60	60	2009	370	564	114	10	34	336	800	.398	263	85	357	42	.383	27	83	40	58	1600	797	62	.975
Opponents	.261	60	60	1983	265	518	86	16	20	236	696	.351	205	58	399	56	.346	13	55	31	71	1578	635	73	.968

LOB - Team (519), Opp (451). DPs turned - Team (61), Opp (52). CI - Team (2), Rodriguez, J 1, Esposito, N. 1. IBB - Team (16), Conforto, M. 5, Keyes, K. 3, Rodriguez, J 2, Davis, D. 2, Hayes, D. 2, Barnes, R. 1, Dunn, R. 1, Opp (13). Picked off - Keyes, K. 1, Conforto, M. 1, Gordon, M. 1.

Pitching

Player	ERA	W	L	APP	GS	CG	SHO	CBO	SV	IP	H	R	ER	BB	SO	2B	3B	HR	AB	B/Avg	WP	HBP	BK	SFA	SHA
11 Fry, Jace	2.45	5	3	13	13	3	1	0	0	88.1	68	35	24	35	53	5	1	1	316	.215	4	9	0	3	11
24 Schultz, Scott	2.56	3	1	24	0	0	0	2	2	45.2	34	20	13	9	32	8	1	1	162	.210	0	8	0	0	5
41 Child, Dan	2.95	6	4	17	16	1	0	2	1	106.2	108	51	35	25	79	18	2	3	395	.273	6	10	1	4	12
28 Wetzler, Ben	3.10	8	2	16	16	1	1	0	0	101.2	94	41	35	42	75	19	1	2	373	.252	9	13	1	1	8
31 Boyd, Matt	3.41	4	0	31	0	0	0	1	3	37.0	33	18	14	13	31	4	2	3	139	.237	1	3	0	0	3
36 Bryant, Tony	3.82	6	2	24	0	0	0	1	9	30.2	33	13	13	8	35	6	0	2	117	.282	2	0	0	2	3
10 Davis, Dylan	4.32	1	1	10	1	0	0	0	1	8.1	5	6	4	7	9	2	0	0	29	.172	2	2	0	0	0
26 Starr, Taylor	4.37	5	2	18	7	0	0	1	0	45.1	51	23	22	19	26	8	2	1	172	.297	5	6	0	1	8
16 Gorton, Ryan	4.82	1	1	9	0	0	0	0	0	9.1	11	5	5	1	10	3	4	0	35	.314	1	1	0	0	1
22 Brocker, Cole	4.88	0	3	25	0	0	0	0	0	24.0	30	19	13	9	26	5	0	6	98	.306	1	0	0	1	1
37 Rodriguez, Carlos	5.14	0	0	8	0	0	0	0	0	7.0	5	4	4	12	4	0	0	0	22	.227	3	0	0	0	0
32 Wilkerson, Riley	5.68	1	0	6	4	0	0	0	0	12.2	16	8	8	8	7	3	1	0	50	.320	4	1	2	0	3
38 Reser, Zack	6.75	0	0	10	0	0	0	0	0	5.1	7	4	4	4	4	0	1	0	21	.333	4	2	0	0	0
20 Baylis, Cole	8.10	0	1	5	3	0	0	0	0	10.0	13	10	9	9	7	2	0	1	39	.333	4	3	0	1	0
18 Fielding, Matt	27.00	0	0	3	0	0	0	0	0	1.1	8	4	4	3	1	3	1	0	12	.667	0	0	0	0	0
2 Dunn, Ryan	99.00	0	0	1	0	0	0	0	0	0.0	2	4	1	1	0	0	0	0	3	.667	0	0	0	0	0
Totals	3.48	40	20	60	60	5	5	3	16	533.1	518	265	206	205	399	86	16	20	1983	.261	46	58	4	13	55
Opponents	5.29	20	40	60	60	0	1	1	10	526.0	564	370	309	263	357	114	10	34	2009	.281	40	85	12	27	83

PB - Team (21), Rodriguez, J 10, Gorton, R. 9, Esposito, N. 2, Opp (14). Pickoffs - Team (6), Rodriguez, J 4, Starr, T. 1, Boyd, M. 1, Opp (3). SBA/ATT - Rodriguez, J (16-44), Gorton, R. (13-20), Child, D. (7-16), Wetzler, B. (5-16), Fry, J. (7-10), Starr, T. (3-6), Boyd, M. (1-5), Brocker, C. (3-3), Reser, Z. (1-3), Schultz, S. (0-3), Esposito, N. (2-3), Rodriguez, C. (2-2), Baylis, C. (0-2), Bryant, T. (1-2), Davis, D. (1-1).

2012 Oregon State Baseball Season In Review

2012 Pac-12 Statistics

Overall: 18-12 • Home: 10-5 • Road: 8-7

Offense

Player	AVG	GP	GS	AB	R	H	2B	3B	HR	RBI	TB	SLG%	BB	HBP	SO	GDP	OB%	SF	SH	SB	ATT	PO	A	E	FLD%
12 Rulli, Nick	1.000	4	0	1	0	1	1	0	0	1	2	2.000	0	0	0	0	1.000	0	1	0	0	0	0	0	.000
9 Hayes, Danny	.412	19	15	51	11	21	6	0	4	14	39	.765	12	1	8	2	.515	2	0	0	0	5	0	2	.714
1 Smith, Tyler	.350	30	30	117	22	41	6	0	0	16	47	.402	11	3	13	4	.417	1	12	3	4	47	90	4	.972
2 Dunn, Ryan	.314	30	30	118	18	37	13	0	5	16	65	.551	11	0	17	1	.372	0	5	0	1	28	72	6	.943
8 Conforto, Michael	.281	30	30	121	17	34	7	0	8	36	65	.537	11	5	23	2	.365	0	1	0	0	39	2	1	.976
13 Rodriguez, Jake	.270	26	26	89	7	24	5	0	0	11	29	.326	5	5	16	2	.337	2	1	2	2	96	55	1	.993
40 Gordon, Max	.260	26	19	73	15	19	4	1	0	8	25	.342	5	9	7	0	.371	2	6	1	2	32	0	0	1.000
35 Matthews, Joey	.243	19	9	37	8	9	1	1	0	2	12	.324	2	4	11	3	.349	0	1	0	0	23	0	0	1.000
33 Barnes, Ryan	.238	29	29	101	16	24	5	0	2	9	35	.347	14	4	11	1	.350	1	9	3	3	194	6	0	1.000
16 Gorton, Ryan	.235	23	19	68	6	16	1	0	0	9	17	.250	10	2	8	0	.350	0	0	0	1	93	14	1	.991
3 Keyes, Kevin	.227	26	22	88	10	20	3	1	0	4	25	.284	10	1	12	2	.313	0	3	1	2	152	15	3	.982
4 Tommasini, John	.215	28	22	65	8	14	1	0	0	6	15	.231	7	1	15	0	.301	0	11	2	3	56	83	2	.986
10 Davis, Dylan	.167	19	17	72	5	12	3	0	0	6	15	.208	2	0	17	2	.184	2	0	0	0	25	2	0	1.000
30 Howell, Ryan	.000	2	0	2	0	0	0	0	0	0	0	.000	0	0	1	0	.000	0	0	0	0	0	0	0	.000
17 Montgomery, Sam	.000	1	0	2	0	0	0	0	0	0	0	.000	0	0	1	0	.000	0	0	0	0	0	0	0	.000
39 Dettman, Ryan	.000	10	0	1	5	0	0	0	0	0	0	.000	0	0	1	0	.000	0	0	0	0	1	0	0	1.000
31 Boyd, Matt	.000	3	0	0	0	0	0	0	0	0	0	.000	0	0	0	0	.000	0	0	0	0	4	8	0	1.000
6 Esposito, Nate	.000	3	0	0	0	0	0	0	0	1	0	.000	1	0	0	0	1.000	0	0	0	0	2	0	0	1.000
41 Child, Dan	.000	1	1	0	0	0	0	0	0	0	0	.000	0	0	0	0	.000	0	0	0	0	2	7	0	1.000
28 Wetzler, Ben	.000	1	1	0	0	0	0	0	0	0	0	.000	0	0	0	0	.000	0	0	0	0	3	15	0	1.000
Totals	.270	30	30	1006	148	272	56	3	19	139	391	.389	101	35	161	19	.354	10	50	12	18	807	399	22	.982
Opponents	.272	30	30	991	122	270	43	4	12	116	357	.360	97	31	194	33	.353	7	30	14	35	798	329	31	.973

LOB - Team (256), Opp (227). DPs turned - Team (36), Opp (21). IBB - Team (5), Conforto, M. 1, Davis, D. 1, Hayes, D. 1, Barnes, R. 1, Keyes, K. 1, Opp (8). Picked off - Keyes, K. 1.

Pitching

Player	ERA	W	L	APP	GS	CG	SHO	CBO	SV	IP	H	R	ER	BB	SO	2B	3B	HR	AB	B/Avg	WP	HBP	BK	SFA	SHA
38 Reser, Zack	0.00	0	0	3	0	0	0	0	0	2.0	1	0	0	1	2	0	0	0	5	.200	2	1	0	0	0
10 Davis, Dylan	0.00	1	0	3	0	0	0	0	1	1.0	0	0	0	0	1	0	0	0	3	.000	0	0	0	0	0
20 Baylis, Cole	0.00	0	0	1	0	0	0	0	0	0.0	0	0	0	1	0	0	0	0	0	.000	1	0	0	0	0
26 Starr, Taylor	1.93	1	0	5	1	0	0	1	0	9.1	12	2	2	4	4	2	0	0	37	.324	1	3	0	0	0
24 Schultz, Scott	2.30	0	1	11	0	0	0	2	2	15.2	6	4	4	2	12	2	0	0	49	.122	0	2	0	0	2
11 Fry, Jace	2.75	4	3	10	10	2	1	0	0	72.0	59	30	22	29	46	5	0	1	261	.226	4	7	0	1	10
31 Boyd, Matt	3.18	1	0	17	0	0	0	0	1	17.0	18	7	6	6	18	3	0	2	65	.277	0	2	0	0	2
41 Child, Dan	3.23	4	2	10	9	1	0	1	1	64.0	66	27	23	16	41	12	1	2	229	.288	2	5	1	4	7
28 Wetzler, Ben	3.25	4	2	10	10	0	0	0	0	63.2	60	23	23	32	50	11	1	2	233	.258	7	10	0	0	5
36 Bryant, Tony	7.11	3	2	9	0	0	0	0	3	12.2	23	10	10	4	12	2	0	1	54	.426	2	0	0	1	2
22 Brocker, Cole	9.35	0	1	13	0	0	0	0	0	8.2	17	12	9	1	7	3	0	4	40	.425	1	0	0	1	1
16 Gorton, Ryan	12.00	0	1	5	0	0	0	0	0	3.0	5	4	4	0	1	2	2	0	12	.417	0	1	0	0	1
37 Rodriguez, Carlos	99.00	0	0	1	0	0	0	0	0	0.0	1	2	2	1	0	0	0	0	1	1.000	0	0	0	0	0
18 Fielding, Matt	99.00	0	0	1	0	0	0	0	0	0.0	2	1	1	0	0	1	0	0	2	1.000	0	0	0	0	0
Totals	3.51	18	12	30	30	3	3	2	8	269.0	270	122	105	97	194	43	4	12	991	.272	20	31	1	7	30
Opponents	4.30	12	18	30	30	0	1	1	6	266.0	272	148	127	101	161	56	3	19	1006	.270	12	35	2	10	50

PB - Team (11), Gorton, R. 6, Rodriguez, J 5, Opp (4). Pickoffs - Team (4), Rodriguez, J 2, Boyd, M. 1, Starr, T. 1, Opp (1). SBA/ATT - Rodriguez, J (4-17), Gorton, R. (10-15), Fry, J. (7-10), Wetzler, B. (2-9), Child, D. (3-8), Bryant, T. (1-2), Reser, Z. (0-2), Boyd, M. (0-2), Starr, T. (1-1).

2012 Oregon State Baseball Season In Review

2012 Non-Conference Statistics

Overall: 22-8 • Home: 8-1 • Road: 7-6 • Neutral: 7-1

Offense

Player	AVG	GP	GS	AB	R	H	2B	3B	HR	RBI	TB	SLG%	BB	HBP	SO	GDP	OB%	SF	SH	SB	ATT	PO	A	E	FLD%
8 Conforto, Michael	.433	28	26	97	28	42	7	1	5	40	66	.680	13	7	14	3	.521	2	1	1	2	24	1	0	1.000
16 Gorton, Ryan	.392	21	13	51	14	20	3	0	0	6	23	.451	10	2	11	1	.508	0	1	0	1	44	6	0	1.000
1 Smith, Tyler	.333	28	25	96	24	32	5	2	1	23	44	.458	19	3	18	3	.454	1	5	6	7	36	78	8	.934
30 Howell, Ryan	.333	5	0	3	0	1	0	0	0	1	1	.333	2	0	0	0	.600	0	0	0	0	0	0	0	.000
33 Barnes, Ryan	.330	29	27	100	23	33	8	0	0	15	41	.410	19	8	16	4	.469	1	3	8	9	101	2	0	1.000
13 Rodriguez, Jake	.310	27	25	87	16	27	3	0	2	17	36	.414	8	7	18	3	.412	0	3	2	3	131	41	3	.983
10 Davis, Dylan	.309	23	22	94	15	29	9	1	3	24	49	.521	4	3	15	0	.353	1	0	4	5	17	1	0	1.000
35 Matthews, Joey	.283	28	15	53	16	15	5	1	1	7	25	.472	8	5	12	1	.424	0	1	1	2	29	0	0	1.000
2 Dunn, Ryan	.255	30	29	106	23	27	6	0	2	20	39	.368	20	4	11	2	.375	6	2	1	3	33	87	10	.923
40 Gordon, Max	.250	21	10	40	9	10	1	0	0	3	11	.275	7	3	5	0	.400	0	4	1	1	15	1	0	1.000
3 Keyes, Kevin	.225	28	25	89	13	20	5	1	0	14	27	.303	8	4	16	3	.308	3	4	2	2	112	23	5	.964
4 Tommasini, John	.222	28	24	72	20	16	2	0	0	8	18	.250	19	2	27	0	.398	0	7	0	2	53	86	3	.979
9 Hayes, Danny	.222	21	18	63	12	14	4	1	1	13	23	.365	20	1	14	3	.412	1	1	0	1	138	9	3	.980
6 Esposito, Nate	.167	11	2	12	3	2	0	0	0	1	2	.167	0	0	2	0	.154	1	0	0	0	32	4	2	.947
25 Dunatov, Jordan	.125	10	2	16	2	2	0	0	0	2	2	.125	2	0	5	0	.222	0	0	0	0	3	0	1	.750
39 Dettman, Ryan	.100	17	3	10	3	1	0	0	0	1	1	.100	2	0	3	0	.250	0	1	2	2	10	0	0	1.000
17 Montgomery, Sam	.091	8	2	11	1	1	0	0	0	1	1	.091	1	1	6	0	.231	0	0	0	0	3	0	0	1.000
12 Rulli, Nick	.000	4	0	2	0	0	0	0	0	1	0	.000	0	0	2	0	.000	1	0	0	0	0	0	0	.000
36 Bryant, Tony	.000	1	0	1	0	0	0	0	0	0	0	.000	0	0	1	0	.000	0	0	0	0	1	2	0	1.000
41 Child, Dan	.000	1	1	0	0	0	0	0	0	0	0	.000	0	0	0	0	.000	0	0	0	0	1	11	2	.857
26 Starr, Taylor	.000	1	1	0	0	0	0	0	0	0	0	.000	0	0	0	0	.000	0	0	0	0	2	11	0	1.000
31 Boyd, Matt	.000	1	0	0	0	0	0	0	0	0	0	.000	0	0	0	0	.000	0	0	0	0	2	4	0	1.000
Totals	.291	30	30	1003	222	292	58	7	15	197	409	.408	162	50	196	23	.409	17	33	28	40	793	398	40	.968
Opponents	.250	30	30	992	143	248	43	12	8	120	339	.342	108	27	205	23	.338	6	25	17	36	780	306	42	.963

LOB - Team (263), Opp (224). DPs turned - Team (25), Opp (31). CI - Team (2), Rodriguez, J 1, Esposito, N. 1. IBB - Team (11), Conforto, M. 4, Rodriguez, J 2, Keyes, K. 2, Davis, D. 1, Hayes, D. 1, Dunn, R. 1, Opp (5). Picked off - Gordon, M. 1, Conforto, M. 1.

Pitching

Player	ERA	W	L	APP	GS	CG	SHO	CBO	SV	IP	H	R	ER	BB	SO	2B	3B	HR	AB	B/Avg	WP	HBP	BK	SFA	SHA
11 Fry, Jace	1.10	1	0	3	3	1	0	0	0	16.1	9	5	2	6	7	0	1	0	55	.164	0	2	0	2	1
16 Gorton, Ryan	1.42	1	0	4	0	0	0	0	0	6.1	6	1	1	1	9	1	2	0	23	.261	1	0	0	0	0
36 Bryant, Tony	1.50	3	0	15	0	0	0	1	6	18.0	10	3	3	4	23	4	0	1	63	.159	0	0	0	1	1
22 Broucker, Cole	2.35	0	2	12	0	0	0	0	0	15.1	13	7	4	8	19	2	0	2	58	.224	0	0	0	0	0
41 Child, Dan	2.53	2	2	7	7	0	0	1	0	42.2	42	24	12	9	38	6	1	1	166	.253	4	5	0	0	5
37 Rodriguez, Carlos	2.57	0	0	7	0	0	0	0	0	7.0	4	2	2	11	4	0	0	0	21	.190	3	0	0	0	0
24 Schultz, Scott	2.70	3	0	13	0	0	0	0	0	30.0	28	16	9	7	20	6	1	1	113	.248	0	6	0	0	3
28 Wetzler, Ben	2.84	4	0	6	6	1	1	0	0	38.0	34	18	12	10	25	8	0	0	140	.243	2	3	1	1	3
31 Boyd, Matt	3.60	3	0	14	0	0	0	1	2	20.0	15	11	8	7	13	1	2	1	74	.203	1	1	0	0	1
10 Davis, Dylan	4.91	0	1	7	1	0	0	0	0	7.1	5	6	4	7	8	2	0	0	26	.192	2	2	0	0	0
26 Starr, Taylor	5.00	4	2	13	6	0	0	0	0	36.0	39	21	20	15	22	6	2	1	135	.289	4	3	0	1	8
32 Wilkerson, Riley	5.68	1	0	6	4	0	0	0	0	12.2	16	8	8	8	7	3	1	0	50	.320	4	1	2	0	3
20 Baylis, Cole	8.10	0	1	4	3	0	0	0	0	10.0	13	10	9	8	7	2	0	1	39	.333	3	3	0	1	0
38 Reser, Zack	10.80	0	0	7	0	0	0	0	0	3.1	6	4	4	3	2	0	1	0	16	.375	2	1	0	0	0
18 Fielding, Matt	20.25	0	0	2	0	0	0	0	0	1.1	6	3	3	3	1	2	1	0	10	.600	0	0	0	0	0
2 Dunn, Ryan	99.00	0	0	1	0	0	0	0	0	0.0	2	4	1	1	0	0	0	0	3	.667	0	0	0	0	0
Totals	3.44	22	8	30	30	2	2	1	8	264.1	248	143	101	108	205	43	12	8	992	.250	26	27	3	6	25
Opponents	6.30	8	22	30	30	0	0	0	4	260.0	292	222	182	162	196	58	7	15	1003	.291	28	50	10	17	33

PB - Team (10), Rodriguez, J 5, Gorton, R. 3, Esposito, N. 2, Opp (10). Pickoffs - Team (2), Rodriguez, J 2, Opp (2). SBA/ATT - Rodriguez, J (12-27), Child, D. (4-8), Wetzler, B. (3-7), Starr, T. (2-5), Gorton, R. (3-5), Broucker, C. (3-3), Boyd, M. (1-3), Schultz, S. (0-3), Esposito, N. (2-3), Baylis, C. (0-2), Rodriguez, C (2-2), Davis, D. (1-1), Reser, Z. (1-1).

2012 Honors

Ryan Barnes

- Baton Rouge Regional All-Tournament Team
- Pac-12 All-Academic Honorable Mention

Tony Bryant

- NCBWA Stopper of the Year midseason Watch List
- NCBWA Stopper of the Year preseason Watch List
- ESPN Preseason All-America First Team
- Louisville Slugger Preseason All-America First Team
- College Baseball Insider Preseason All-America First Team
- Perfect Game Preseason All-America Second Team
- NCBWA Preseason All-America Third Team
- Perfect Game Preseason All-Pac-12 Team

Dan Child

- All-Pac-12 Honorable Mention

Michael Conforto

- Baseball America All-America Second Team
- ABCA/Rawlings All-America Second Team
- NCBWA All-America Second Team
- Perfect Game USA All-America Third Team
- NCBWA Freshman Hitter of the Year
- Louisville Slugger/Collegiate Baseball Freshman Hitter of the Year
- NCBWA Freshman All-America First Team
- Louisville Slugger/Collegiate Baseball Freshman All-America First Team
- Pac-12 Freshman of the Year
- All-Pac-12 First Team
- ABCA All-West Region First Team
- Baton Rouge Regional All-Tournament Team

Ryan Dunn

- All-Pac-12 Honorable Mention

Jace Fry

- Louisville Slugger/Collegiate Baseball Freshman All-America First Team
- Pac-12 Pitcher of the Week (April 23)
- All-Pac-12 Honorable Mention

Ryan Gorton

- John Olerud Two-Way Player of the Year Award Watch List

Danny Hayes

- Baton Rouge Regional All-Tournament Team
- Pac-12 Player of the Week (May 21)

Joey Matthews

- Baton Rouge Regional All-Tournament Team

Zack Reser

- Pac-12 All-Academic Second Team

Jake Rodriguez

- All-Pac-12 Honorable Mention
- Pac-12 All-Academic Honorable Mention
- Johnny Bench Award Watch List

Tyler Smith

- All-Pac-12 First Team
- ABCA All-West Region Second Team
- Baseball America Midseason All-America Team
- Brooks Wallace Award Watch List

Taylor Starr

- Pac-12 All-Academic Honorable Mention

John Tommasini

- Baton Rouge Regional All-Tournament Team
- Pac-12 All-Academic Honorable Mention

Oregon State In The 2012 MLB Draft



Matt Boyd

Cincinnati Reds
13th Round
412th overall



Ryan Dunn

Tampa Bay Rays
17th Round
542nd overall



Ryan Gorton

Oakland Athletics
31st Round
949th overall

Ben Wetzler

- Pac-12 All-Academic Honorable Mention



2012 Oregon State Baseball Season In Review

At A Glance

Category	Home	Road	Neutral	Overall
Record	18-6	15-13	7-1	40-20
Pac-12 record	10-5	8-7	0-0	18-12
Non-Conference record	8-1	7-5	7-1	22-7
Versus Top 25	9-4	1-6	0-0	10-10
Versus Top 10	4-2	1-3	0-0	5-5
February	0-0	3-3	2-0	5-3
March	5-4	3-0	3-1	11-5
April	7-1	5-5	0-0	12-6
May	6-1	4-3	0-0	10-4
June	0-0	0-2	2-0	2-2
Sunday	6-1	4-2	3-0	13-3
Monday	0-0	2-0	0-0	2-0
Tuesday	2-0	2-1	0-0	4-1
Wednesday	0-0	0-0	0-0	0-0
Thursday	0-0	0-1	1-1	1-2
Friday	4-2	3-2	2-0	9-4
Saturday	6-3	4-7	1-0	11-10
Black uniforms	6-1	5-7	0-1	11-9
Creme uniforms	3-1	0-0	2-0	5-1
Gray uniforms	1-0	7-4	1-0	9-4
Orange uniforms	4-0	3-2	2-0	9-2
White uniforms	4-4	0-0	2-0	6-4
Day	12-2	12-7	7-1	31-10
Night	6-4	3-6	0-0	9-10
vs. Left	0-0	4-3	3-0	7-3
vs. Right	18-6	11-11	4-1	33-17
Scoring first	12-4	11-5	6-0	29-9
0-2 runs	0-3	0-9	1-0	1-12
3-5 runs	7-3	5-3	0-1	12-7
6-9 runs	6-0	6-0	2-0	14-0
10+ runs	5-0	2-0	4-0	13-0
Opponent scores first	6-2	3-7	1-1	10-10
0-2 runs	10-0	6-0	2-0	18-0
3-5 runs	6-3	6-5	4-1	16-9
6-9 runs	2-3	2-5	1-0	5-8
10+ runs	0-0	1-3	0-0	1-3
1-run games	4-2	4-6	2-1	10-9
2-run games	3-1	3-0	0-0	6-1
5+ runs	8-1	5-5	4-0	17-6
Leading after 6	15-1	13-3	7-0	35-4
Leading after 7	17-2	13-3	7-0	37-5
Leading after 8	16-0	13-1	7-0	36-1
Trailing after 6	2-2	1-10	0-0	3-12
Trailing after 7	0-3	1-10	0-1	1-14
Trailing after 8	0-4	1-11	0-1	1-16
Extra-inning games	1-1	3-3	0-0	4-4
Shutouts	4-1	1-0	0-0	5-1
Following a win	13-3	9-8	4-1	27-12
Following a loss	4-3	5-4	3-0	12-7
Out-hit opponent	12-0	9-2	6-0	27-2
Opponent out-hit	4-6	5-11	1-1	10-18
Hits are equal	2-0	1-0	0-0	3-0
OSU Quality Start	14-3	6-4	2-0	22-7
Opp. Quality Start	1-4	2-7	1-0	4-11
Make 0 errors	10-2	5-4	2-0	17-6
Make 1 error	5-2	6-3	3-1	14-6
Make 2+ errors	3-2	3-6	2-0	9-8
Opp. makes 0 errors	6-4	6-5	0-0	12-9
Opp. makes 1 error	5-1	2-6	4-1	11-8
Opp. makes 2+ errors	7-1	7-2	3-0	17-3

Home Run Breakdown

No.	Player	Date	Opponent/Pitcher	On	Inn.	Out	Count
1	Conforto (1)	2/19	UCSB/Peterson (R)	2	6	0	0-0
2	Rodriguez (1)	2/26	Kansas State/Moore (L)	0	2	1	0-0
3	Conforto (2)	2/26	Kansas State/Moore (L)	1	3	0	3-1
4	Hayes (1)	2/26	Kansas State/Conlon (R)	3	6	2	1-0
5	Davis (1)	3/4	Northern Illinois/Manville (R)	3	1	1	1-1
6	Conforto (3)	3/11	Oklahoma/Magnifico (R)	0	4	0	1-1
7	Davis (2)	3/11	Oklahoma/Taylor (L)	1	7	1	0-1
8	Dunn (1)	3/11	Oklahoma/Taylor (L)	0	7	1	3-2
9	Dunn (2)	3/17	California/Flemer (R)	0	4	2	1-2
10	Conforto (4)	3/25	Arizona/Farris (R)	1	5	1	0-0
11	Dunn (3)	3/31	Washington/Davis (R)	0	4	0	2-0
12	Conforto (5)	3/31	Washington/Swift (R)	1	8	1	1-1
13	Conforto (6)	4/1	Washington/Voth (R)	1	1	1	2-1
14	Smith (1)	4/9	Nevada/Marks (R)	2	3	1	0-0
15	Conforto (7)	4/10	Nevada/Timko (L)	2	4	1	1-1
16	Conforto (8)	4/10	Nevada/Blueberg (R)	2	10	2	0-0
17	Dunn (4)	4/14	UAPB/Newton (R)	0	3	2	2-0
18	Matthews (1)	4/14	UAPB/Fuentes (R)	0	7	0	1-1
19	Davis (3)	4/15	UAPB/Sechler (L)	0	7	0	2-1
20	Rodriguez (2)	4/16	Portland/Burright (R)	2	2	1	2-0
21	Dunn (5)	4/21	UCLA/Vander Tuig (R)	0	6	0	3-2
22	Dunn (6)	4/27	USC/Nootbaar (R)	0	8	0	0-0
23	Barnes (1) ^	5/5	Stanford/McArdle (R)	0	1	0	2-0
24	Conforto (9)	5/11	Utah/Duke (R)	1	1	1	2-2
25	Dunn (7)	5/11	Utah/Duke (R)	0	1	1	3-2
26	Conforto (10)	5/11	Utah/Duke (R)	2	4	1	1-0
27	Conforto (11)	5/13	Utah/Watrous (R)	1	3	2	1-1
28	Conforto (12)	5/18	WSU/Chleborad (R)	2	1	0	0-1
29	Hayes (2)	5/18	WSU/Chleborad (R)	0	1	0	2-2
30	Hayes (3)	5/18	WSU/Chleborad (R)	2	2	2	3-1
31	Barnes (2)	5/18	WSU/Chleborad (R)	0	6	0	1-2
32	Hayes (4)	5/19	WSU/Leckenby (R)	1	1	2	2-2
33	Conforto (13)	5/20	WSU/Swannack (R)	2	3	1	1-0
34	Hayes (5)	5/26	Oregon/Reed (R)	1	6	1	0-1

Total: 34 **Home: 13** **Road: 17** **Neutral: 4**
Solo: 14 **2-Run: 9** **3-Run: 10** **Grand Slam: 1**
vs. Left: 6 **vs. Right: 28**
Pac-12: 19 **Non-Conference: 15**
Ahead: 14 **Behind: 5** **Even: 9** **First Pitch: 6**

* Indicates Inside-The-Park; ^ Indicates Leadoff Home Run

Oregon State In The Polls

Week	BA	CB	USA	NCBWA	PG
Preseason	23	24	19	22	17
Feb. 20	21	21	19	20	16
Feb. 27	NR	26	RV	24	31
March 5	NR	28	RV	22	32
March 12	25	28	24	19	30
March 19	19	25	16	16	26
March 26	22	23	19	19	31
April 2	20	23	19	17	22
April 9	NR	NR	23	22	26
April 16	NR	30	21	20	25
April 23	NR	28	21	19	22
April 30	NR	NR	20	21	23
May 7	23	22	19	18	21
May 14	23	28	20	20	23
May 21	23	28	20	20	23
May 28	16	18	17	17	23
Final	24	25	22	22	23

Record By Player Starts

C	Rodriguez (27-11), Gorton (11-9), Esposito (2-0)
1B	Keyes (15-9), Barnes (14-7), Hayes (11-3)
2B	Tommasini (30-16), Rodriguez (6-2), Smith (4-2)
3B	Dunn (30-14), Keyes (10-6)
SS	Smith (30-15), Dunn (10-5)
LF	Conforto (29-15), Barnes (10-4), Montgomery (0-1), Dunatov (1-0)
CF	Gordon (14-13), Matthews (17-4), Barnes (3-1), Davis (3-1), Dettman (2-1), Smith (1-0)
RF	Davis (18-8), Barnes (11-7), Conforto (5-2), Smith (2-1), Matthews (2-1), Gordon (1-1), Montgomery (1-0)
DH	Hayes (11-6), Gorton (9-3), Davis (6-2), Keyes (5-2), Rodriguez (3-3), Conforto (2-2), Child (1-1), Dunatov (0-1), Wetzler (1-0), Starr (1-0)

Record By Batting Order Starts

1	Barnes (16-10), Gordon (15-9), Matthews (8-0), Dettman (1-1)
2	Smith (36-18), Keyes (2-0), Barnes (1-1), Dettman (1-0), Gordon (0-1)
3	Conforto (34-17), Keyes (2-2), Dunn (3-0), Hayes (1-1)
4	Davis (14-6), Dunn (10-7), Hayes (7-5), Gorton (4-2), Conforto (1-0), Rodriguez (1-0), Child (1-0), Keyes (1-0), Barnes (1-0)
5	Dunn (23-10), Gorton (5-2), Davis (3-2), Hayes (4-1), Keyes (1-3), Conforto (1-2), Rodriguez (2-1), Montgomery (1-0)
6	Barnes (15-4), Keyes (9-7), Davis (6-2), Rodriguez (2-2), Hayes (3-1), Gorton (2-1), Dunn (2-0), Montgomery (0-1), Keyes (0-1), Child (0-1), Starr (1-0)
7	Keyes (15-4), Rodriguez (10-5), Hayes (3-3), Matthews (4-1), Barnes (2-3), Dunn (1-2), Davis (2-1), Conforto (1-0), Dunatov (0-1), Wetzler (1-0), Gorton (1-0)
8	Rodriguez (16-8), Gorton (6-7), Matthews (5-3), Hayes (4-1), Davis (3-0), Gordon (0-2), Esposito (2-0), Dunn (1-0), Smith (1-0), Keyes (1-0)
9	Tommasini (30-17), Rodriguez (4-0), Barnes (1-1), Matthews (2-0), Gorton (2-0), Gordon (0-2), Dunatov (1-0)

Batter Breakdown

Player	Multiple-Hit Games					Multiple-RBI Games					Home Runs					Last
	2	3	4	5+	Tot.	2	3	4	5+	Tot.	Solo	2-Run	3-Run	GS	Tot.	
Ryan Barnes	13	3	-	-	16	3	1	-	-	4	2	-	-	-	2	5/18 vs. WSU
Michael Conforto	12	7	1	-	20	11	5	3	3	22	1	6	6	-	13	5/20 vs. WSU
Dylan Davis	7	3	2	-	12	4	1	1	1	7	1	1	1	-	3	4/15 vs. UAPB
Ryan Dettman	-	-	-	-	-	-	-	-	-	-	-	-	-	-	-	-
Jordan Dunatov	-	-	-	-	-	1	-	-	-	1	-	-	-	-	-	-
Ryan Dunn	13	5	-	-	18	9	2	-	-	11	7	-	-	-	7	5/11 vs. UTAH
Nate Esposito	-	-	-	-	-	-	-	-	-	-	-	-	-	-	-	-
Max Gordon	5	1	-	-	6	2	-	-	-	2	-	-	-	-	-	-
Ryan Gorton	9	1	-	-	10	2	-	-	-	2	-	-	-	-	-	-
Danny Hayes	8	2	-	-	10	4	1	1	1	7	1	2	1	1	5	5/26 vs. UO
Ryan Howell	-	-	-	-	-	-	-	-	-	-	-	-	-	-	-	-
Kavin Keyes	7	2	1	-	10	2	-	1	-	3	-	-	-	-	-	-
S. Manjarrez	-	-	-	-	-	-	-	-	-	-	-	-	-	-	-	-
Joey Matthews	3	2	-	-	5	2	-	-	-	2	1	-	-	-	1	4/14 vs. UAPB
Sam Montgomery	-	-	-	-	-	-	-	-	-	-	-	-	-	-	-	-
Jake Rodriguez	11	1	-	-	13	2	2	-	-	4	1	-	1	-	2	4/16 vs. POR
Nick Rulli	-	-	-	-	-	-	-	-	-	-	-	-	-	-	-	-
Tyler Smith	14	9	-	-	23	5	5	-	-	10	-	-	1	-	1	4/9 vs. UNR
John Tommasini	3	1	-	-	4	3	-	-	-	3	-	-	-	-	-	-
Totals	105	36	4	0	146	50	17	6	5	77	14	9	10	1	34	

Inning-By-Inning

	1	2	3	4	5	6	7	8	9	EX	Total
Oregon State	43	57	37	46	31	46	60	35	8	7	369
Opponents	30	32	21	22	36	25	32	32	29	6	265

2012 Pitching Appearances

#20 Cole Baylis

Date	Opponent	W-L-S	IP	H	R	ER	BB	SO	NP
2/18	UC Santa Barbara *	ND	4.0	6	2	1	1	1	53
2/24	San Diego State *	L	4.1	7	8	8	4	4	95
3/3	Saint Louis *	ND	0.2	0	0	0	3	0	15
4/15	Arkansas-Pine Bluff	ND	1.0	0	0	0	0	2	16
4/20	UCLA	ND	0.0	0	0	0	1	0	5

#31 Matt Boyd

Date	Opponent	W-L-S	IP	H	R	ER	BB	SO	NP
2/17	UC Santa Barbara	ND	1.2	0	0	0	0	1	22
2/18	UC Santa Barbara	ND	2.2	1	0	0	0	1	29
2/19	UC Santa Barbara	W	1.1	2	2	1	1	0	28
2/23	Pacific	S	0.2	0	0	0	0	0	7
2/26	Kansas State	W	4.2	4	3	1	4	2	78
3/2	Winthrop	ND	0.1	2	0	0	0	0	14
3/4	Northern Illinois	ND	1.1	0	0	0	0	3	23
3/18	California	ND	1.2	0	0	0	0	1	32
3/24	Arizona	ND	0.2	0	0	0	1	1	10
3/25	Arizona	ND	4.1	3	1	1	0	4	48
3/31	Washington	ND	1.0	1	0	0	0	1	12
4/1	Washington	ND	1.0	3	0	0	0	2	21
4/6	Arizona State	ND	0.1	0	0	0	0	0	2
4/7	Arizona State	ND	0.1	0	0	0	0	0	6
4/9	Nevada	ND	1.0	4	3	3	3	1	30
4/10	Nevada	ND	0.2	1	3	3	2	0	26
4/13	Arkansas-Pine Bluff	W	1.1	0	0	0	0	1	14
4/16	Portland	ND	1.0	0	0	0	0	0	15
4/22	UCLA	ND	0.1	2	1	1	1	0	17
4/27	USC	S	1.0	2	1	1	0	1	16
4/29	USC	ND	0.2	0	0	0	1	0	16
5/4	Stanford	ND	0.1	0	0	0	0	1	5
5/6	Stanford	ND	1.0	1	1	1	0	0	11
5/8	Oregon	ND	0.1	0	0	0	0	0	1
5/11	Utah	ND	0.1	2	1	0	0	1	11
5/18	Washington State	W	2.2	1	0	0	1	6	41
5/19	Washington State	ND	0.2	1	2	2	1	0	16
5/20	Washington State	ND	0.1	1	0	0	1	0	17
5/26	Oregon	ND	0.1	1	0	0	0	0	6
6/1	Belmont	S	2.1	1	0	0	0	3	27
6/3	LSU	ND	0.2	0	0	0	0	1	10

#22 Cole Brocker

Date	Opponent	W-L-S	IP	H	R	ER	BB	SO	NP
2/17	UC Santa Barbara	ND	0.2	1	0	0	1	2	18
2/18	UC Santa Barbara	ND	0.0	1	0	0	0	0	4
2/19	UC Santa Barbara	ND	1.1	2	2	1	0	3	21
2/26	Kansas State	ND	1.1	2	0	0	1	1	23
3/1	St. Mary's	L	2.1	2	1	1	0	0	28
3/3	Saint Louis	ND	2.1	0	0	0	1	3	26
3/10	Connecticut	L	2.0	4	3	2	0	4	35
3/18	California	ND	1.1	1	0	0	0	0	19
3/23	Arizona	ND	0.2	3	2	2	0	0	16
3/24	Arizona	L	0.2	4	2	2	0	0	20
4/3	Portland	ND	3.0	1	1	0	2	5	50
4/6	Arizona State	ND	1.1	1	0	0	0	2	23
4/7	Arizona State	ND	0.1	3	2	2	0	0	10
4/13	Arkansas-Pine Bluff	ND	0.1	0	0	0	0	0	4
4/20	UCLA	ND	0.1	0	0	0	0	0	3
4/24	Oregon	ND	1.0	0	0	0	2	1	20
4/28	USC	ND	0.1	0	0	0	0	0	2
4/29	USC	ND	0.2	1	1	1	0	1	11
5/4	Stanford	ND	1.0	2	4	1	1	2	26
5/8	Oregon	ND	0.2	0	0	0	1	0	13
5/11	Utah	ND	0.2	1	0	0	0	1	10
5/12	Utah	ND	0.1	0	0	0	0	0	5
5/18	Washington State	ND	0.2	1	1	1	0	1	15
5/20	Washington State	ND	0.1	0	0	0	0	0	1
6/3	LSU	ND	0.1	0	0	0	0	0	2

#36 Tony Bryant

Date	Opponent	W-L-S	IP	H	R	ER	BB	SO	NP
2/18	UC Santa Barbara	W	1.1	1	0	0	0	2	18
2/18	UC Santa Barbara	ND	1.2	1	1	1	0	3	24
2/19	UC Santa Barbara	S	1.2	1	0	0	0	1	22
2/26	Kansas State	ND	1.0	0	0	0	2	3	26
3/2	Winthrop	W	1.1	0	0	0	0	2	13
3/3	Saint Louis	S	1.0	3	2	2	0	0	17
3/10	Connecticut	ND	1.0	0	0	0	0	1	12
3/11	Oklahoma	S	2.0	1	0	0	0	2	28
3/17	California	S	1.0	0	0	0	0	1	11
3/23	Arizona	W	1.2	1	2	2	2	2	34
3/31	Washington	L	0.2	3	2	2	0	1	16
4/1	Washington	S	1.0	2	0	0	0	1	18
4/9	Nevada	S	1.2	1	0	0	1	3	26
4/10	Nevada	S	1.0	1	0	0	0	2	16
4/13	Arkansas-Pine Bluff	S	1.0	0	0	0	0	1	11
4/16	Portland	ND	0.2	0	0	0	0	1	9
4/22	UCLA	W	2.1	6	2	2	0	2	45
4/29	USC	ND	1.2	3	0	0	1	1	27
5/6	Stanford	W	2.0	3	1	1	0	0	24
5/8	Oregon	ND	1.0	0	0	0	0	2	14
5/11	Utah	S	1.1	2	1	1	0	3	25
5/12	Utah	L	1.0	3	2	2	1	1	27
6/1	Belmont	W	1.2	1	0	0	0	0	17
6/3	LSU	ND	0.0	0	0	0	1	0	5

#41 Dan Child

Date	Opponent	W-L-S	IP	H	R	ER	BB	SO	NP
2/18	UC Santa Barbara *	^ND	6.0	9	8	1	0	1	97
2/25	San Diego *	L	3.1	7	5	4	1	4	66
3/2	Winthrop *	^ND	7.0	3	3	0	2	8	89
3/10	Illinois *	^W	8.1	5	1	1	1	9	110
3/17	California *	^W	8.0	5	1	0	1	6	111
3/24	Arizona *	^ND	6.0	7	2	2	2	5	75
3/31	Washington *	^W	8.0	6	0	0	3	4	114
4/5	Arizona State *	L	6.0	9	5	4	2	4	106
4/10	Nevada *	ND	5.1	5	2	2	3	6	88
4/16	Portland *	^W	7.1	6	0	0	0	9	98
4/22	UCLA *	^ND	6.1	4	3	3	1	2	69
4/29	USC *	L	3.0	10	5	5	0	1	54
5/6	Stanford *	^ND	7.0	4	2	1	3	5	111
5/13	Utah *	^W	10.0	9	4	3	1	11	131
5/20	Washington State *	W	8.0	11	5	5	3	2	114
5/26	Oregon	S	1.2	1	0	0	0	1	22
6/2	LSU *	L	5.1	7	5	4	2	1	102

#10 Dylan Davis

Date	Opponent	W-L-S	IP	H	R	ER	BB	SO	NP
2/24	San Diego State	ND	2.0	3	3	1	0	2	43
3/11	Oklahoma *	ND	0.1	0	2	2	3	1	18
4/15	Arkansas-Pine Bluff	ND	1.0	0	0	0	0	0	8
5/4	Stanford	ND	0.1	0	0	0	0	1	4
5/8	Oregon	ND	1.0	1	0	0	1	0	23
5/15	Portland	ND	1.0	0	0	0	1	1	19
5/20	Washington State	S	0.1	0	0	0	0	0	2
5/26	Oregon	W	0.1	0	0	0	0	0	6
6/2	LSU	ND	2.0	0	0	0	0	4	23
6/3	LSU	L	0.0	1	1	1	2	0	18

#2 Ryan Dunn

Date	Opponent	W-L-S	IP	H	R	ER	BB	SO	NP
2/24	San Diego State	ND	0.0	2	4	1	1	0	18

#18 Matt Fielding

Date	Opponent	W-L-S	IP	H	R	ER	BB	SO	NP
2/18	UC Santa Barbara	ND	0.0	2	1	1	0	0	7
2/24	San Diego State	ND	1.1	4	2	2	3	1	58
5/4	Stanford	ND	0.0	2	1	1	0	0	7

2012 Pitching Appearances

#11 Jace Fry

Date	Opponent	W-L-S	IP	H	R	ER	BB	SO	NP
3/10	Connecticut *	ND	4.1	2	2	1	3	1	66
3/18	California *	W	5.0	7	4	2	3	4	92
3/25	Arizona *	L	4.2	6	6	4	4	5	102
4/1	Washington * ^	W	7.0	2	3	0	4	7	110
4/7	Arizona State * ^	L	7.1	7	3	3	0	4	102
4/14	Arkansas-Pine Bluff * ^ W	W	7.0	3	2	0	0	2	64
4/21	UCLA * ^	W	9.0	6	0	0	2	6	107
4/28	USC * ^	L	7.2	6	3	3	3	6	114
5/5	Stanford * ^	W	9.0	5	2	2	4	2	123
5/12	Utah * ^	ND	9.0	4	2	2	3	6	115
5/19	Washington State *	ND	6.2	9	5	4	3	4	110
5/26	Oregon * ^	ND	6.2	7	2	2	3	2	112
6/1	Belmont *	ND	5.0	4	1	1	3	4	86

#16 Ryan Gorton

Date	Opponent	W-L-S	IP	H	R	ER	BB	SO	NP
3/4	Northern Illinois	ND	1.0	2	0	0	0	2	23
3/17	California	ND	1.0	0	0	0	0	1	8
3/24	Arizona	ND	0.2	0	1	1	0	0	9
4/3	Portland	ND	1.2	1	0	0	0	4	24
4/6	Arizona State	ND	1.0	1	0	0	0	0	14
4/9	Nevada	ND	0.2	1	0	0	0	1	12
4/10	Nevada	W	3.0	2	1	1	1	2	41
5/4	Stanford	L	0.0	2	1	1	0	0	10
5/11	Utah	ND	0.1	2	2	2	0	0	7

#38 Zack Reser

Date	Opponent	W-L-S	IP	H	R	ER	BB	SO	NP
2/24	San Diego State	ND	0.1	1	1	1	0	0	6
3/3	Saint Louis	ND	0.0	1	0	0	0	0	2
3/10	Illinois	ND	0.2	2	1	1	1	1	16
3/18	California	ND	0.1	0	0	0	0	0	2
4/3	Portland	ND	0.1	0	0	0	1	1	14
4/5	Arizona State	ND	0.2	1	0	0	0	0	5
4/9	Nevada	ND	1.2	1	0	0	0	0	15
4/10	Nevada	ND	0.0	0	0	0	1	0	4
4/20	UCLA	ND	1.0	0	0	0	1	2	22
6/2	LSU	ND	0.1	1	2	2	0	0	8

#37 Carlos Rodriguez

Date	Opponent	W-L-S	IP	H	R	ER	BB	SO	NP
2/18	UC Santa Barbara	ND	1.0	0	0	0	1	1	10
2/19	UC Santa Barbara	ND	0.0	0	0	0	1	0	6
2/25	San Diego	ND	0.2	2	2	2	4	0	30
3/4	Northern Illinois	ND	1.0	1	0	0	0	1	10
3/11	Oklahoma	ND	3.0	1	0	0	4	2	49
4/5	Arizona State	ND	0.0	1	2	2	1	0	9
4/15	Arkansas-Pine Bluff	ND	1.0	0	0	0	0	0	13
6/3	Louisiana-Monroe	ND	0.1	0	0	0	1	0	13

#24 Scott Schultz

Date	Opponent	W-L-S	IP	H	R	ER	BB	SO	NP
2/17	UC Santa Barbara	ND	1.0	0	0	0	1	1	16
2/18	UC Santa Barbara	ND	0.1	1	2	1	0	0	14
2/19	UC Santa Barbara	ND	0.2	0	0	0	0	0	5
2/25	San Diego	ND	4.0	7	6	6	2	1	60
3/4	Northern Illinois	W	1.1	3	0	0	1	0	27
3/11	Oklahoma	ND	1.2	5	5	0	0	0	25
3/24	Arizona	ND	1.0	1	0	0	0	0	7
3/31	Washington	ND	1.0	1	0	0	0	1	16
4/3	Portland	W	3.1	4	0	0	1	3	48
4/10	Nevada	ND	0.0	1	1	1	0	0	2
4/15	Arkansas-Pine Bluff	ND	1.0	0	0	0	1	2	19
4/20	UCLA	ND	1.0	1	0	0	0	1	11
4/24	Oregon	ND	1.0	3	0	0	0	1	21
4/27	USC	ND	1.1	0	0	0	0	1	19
4/29	USC	ND	1.1	0	0	0	1	1	19
5/4	Stanford	ND	0.1	0	0	0	0	0	1
5/8	Oregon	ND	2.1	0	0	0	1	1	33
5/11	Utah	ND	1.1	2	2	2	0	1	21
5/15	Portland	W	4.2	1	0	0	1	2	46
5/18	Washington State	ND	1.0	0	0	0	0	2	9

Date	Opponent	W-L-S	IP	H	R	ER	BB	SO	NP
5/19	Washington State	L	1.1	0	2	2	1	0	22
5/25	Oregon	S	3.1	0	0	0	0	3	43
5/27	Oregon	S	2.1	1	0	0	0	2	29
6/3	LSU	ND	8.2	3	2	1	0	9	103

#26 Taylor Starr

Date	Opponent	W-L-S	IP	H	R	ER	BB	SO	NP
2/17	UC Santa Barbara	ND	0.1	1	0	0	0	0	12
2/18	UC Santa Barbara	L	2.1	3	1	1	0	0	31
2/23	Pacific	ND	3.1	3	1	1	0	2	47
3/2	Winthrop	ND	0.1	0	1	1	1	0	6
3/3	Saint Louis	W	5.0	6	3	3	2	0	71
3/10	Connecticut	ND	1.2	2	1	1	2	1	37
3/18	California	ND	0.2	3	1	1	0	0	18
3/31	Washington	ND	0.1	0	0	0	0	0	5
4/3	Portland	ND	0.2	0	0	0	0	1	12
4/5	Arizona State	ND	1.1	2	1	1	1	1	25
4/9	Nevada *	W	4.0	3	2	2	2	3	57
4/15	Arkansas-Pine Bluff *	W	5.0	2	1	1	2	3	64
4/24	Oregon * ^	W	7.0	5	1	1	1	7	96
4/29	USC	ND	0.2	0	0	0	1	0	15
5/8	Oregon *	L	2.2	5	3	3	2	3	56
5/15	Portland *	ND	3.1	6	4	3	2	2	73
5/27	Oregon * ^	W	6.1	7	0	0	2	3	98
6/3	LSU *	ND	0.1	3	3	3	1	0	19

#28 Ben Wetzler

Date	Opponent	W-L-S	IP	H	R	ER	BB	SO	NP
2/17	UC Santa Barbara *	W	5.1	6	3	3	1	1	76
2/23	Pacific *	W	5.0	8	6	6	2	1	76
3/1	St. Mary's *	ND	5.2	6	4	3	2	4	85
3/9	West Virginia * ^	W	7.0	1	0	0	1	8	94
3/17	California * ^	W	8.0	6	2	2	2	4	111
3/23	Arizona * ^	ND	6.2	4	1	1	4	7	115
3/31	Washington * ^	ND	8.0	3	1	1	3	6	122
4/6	Arizona State *	L	5.1	5	3	3	4	5	109
4/13	Arkansas-Pine Bluff * ^ND	6.1	5	3	0	1	3	96	
4/20	UCLA *	L	6.2	6	4	4	4	4	114
4/27	USC * ^	W	6.2	7	2	2	0	7	96
5/4	Stanford * ^	ND	7.0	7	2	2	3	5	108
5/11	Utah *	W	5.0	9	4	4	2	2	83
5/18	Washington State *	ND	4.2	5	1	1	6	4	108
5/25	Oregon *	W	5.2	8	3	3	4	6	111
6/3	Louisiana-Monroe * ^	W	8.2	8	2	0	3	8	128

#32 Riley Wilkerson

Date	Opponent	W-L-S	IP	H	R	ER	BB	SO	NP
2/19	UC Santa Barbara *	ND	4.0	4	2	2	2	1	52
2/26	Kansas State *	ND	2.0	5	2	2	1	1	46
3/4	Northern Illinois *	ND	4.1	5	3	3	1	4	83
3/11	Oklahoma	W	2.0	1	0	0	3	1	35
4/3	Portland *	ND	0.0	1	1	1	1	0	12
6/2	LSU	ND	0.1	0	0	0	0	0	5

2012 Oregon State Baseball Season In Review

Oregon State Starters												
Pitcher	Starts	QS	Pct.	#P/Start	IP/Start	SB-ATT	Pct.	PCK	DP	Runs For	R/Start	Team Rec.
Cole Baylis	3	0	.000	54	3.0	0/2	.000	0	0	11	3.6	2-1
Dan Child	16	10	.625	96	6.2	5/13	.385	0	16	91	5.7	10-6
Dylan Davis	1	0	.000	18	0.1	0/0	.000	0	0	11	11.0	1-0
Jace Fry	13	8	.615	101	7.0	7/10	.700	0	8	61	4.7	7-6
Taylor Starr	7	2	.286	67	4.0	2/4	.500	0	3	53	7.6	5-2
Ben Wetzler	16	9	.563	104	6.1	3/13	.231	0	11	99	6.2	11-5
Riley Wilkerson	4	0	.000	48	2.2	0/0	.000	0	1	40	10.0	4-0

Note: Stats are for starts only

Oregon State Bullpen (Relief Appearances Only)												
Reliever	LAST APP (Dec.)	IP	H	R	ER	BB	SO	SV/OPP	1st AB RET/FACED	RI/S	PCT	
Cole Baylis	4/20 vs. UCLA (ND)	0.0	0	0	0	1	0	0/0	1/2	2/0	.000	
Matt Boyd	6/3 vs. LSU (ND)	0.2	0	0	0	0	1	3/3	22/30	29/8	.276	
Cole Brocker	6/3 vs. LSU (ND)	0.1	0	0	0	0	0	0/1	18/25	28/5	.179	
Tony Bryant	6/3 vs. LSU (ND)	0.0	0	0	0	0	0	9/13	21/24	18/4	.222	
Dan Child	5/26 vs. UO (S)	1.2	1	0	0	0	1	1/1	1/1	1/0	.000	
Dylan Davis	6/3 vs. LSU (L)	0.0	1	1	1	2	0	1/1	7/9	6/1	.167	
Ryan Dunn	2/24 vs. SDSU (ND)	0.0	2	4	1	1	0	0/0	0/1	2/2	1.000	
Matt Fielding	5/4 vs. STAN (ND)	0.0	2	1	1	0	0	0/0	0/3	5/5	1.000	
Ryan Gorton	5/11 vs. UTAH (ND)	0.1	2	2	2	0	0	0/0	8/9	10/3	.300	
Zack Reser	6/2 vs. LSU (ND)	0.1	1	2	2	0	0	0/0	3/10	7/1	.143	
Carlos Rodriguez	6/3 vs. ULM (ND)	0.1	0	0	0	1	0	0/0	3/8	4/3	.750	
Scott Schultz	6/3 vs. LSU (ND)	8.2	3	2	1	0	9	2/2	18/24	28/8	.285	
Taylor Starr	4/29 vs. USC (ND)	0.2	0	0	0	1	0	0/0	7/11	10/4	.400	
Riley Wilkerson	6/2 vs. LSU (ND)	0.1	0	0	0	0	0	0/0	2/2	1/0	.000	

	W-L	ERA	IP	H	R	ER	BB	SO	AVG
Starters	23-11	3.30	343.2	328	161	127	130	220	.259
Relievers	17-9	3.79	189.0	190	104	81	75	160	.265

Oregon State Bullpen By Month

Month	W-L	ERA	SV/OPP	IP	H	ER	BB	SO
February	3-1	4.82		2/3	37.1	45	20	22
March	5-4	3.96		3/5	50.0	57	22	18
April	4-0	3.67		5/6	49.0	50	20	21
May	4-3	2.43		5/6	37.0	31	17	10
June	1-1	2.30		1/1	15.2	7	4	6

Oregon State Bullpen By Location

Location	W-L	ERA	SV/OPP	IP	H	ER	BB	SO
Home	8-4	2.90		6/10	68.1	67	22	23
Road	4-4	5.06		7/8	89.0	92	50	39
Neutral	5-1	2.56		3/3	31.2	31	9	13

Oregon State Starting Lineups By Order

Date	Opponent	1	2	3	4	5	6	7	8	9
02/17	UC Santa Barbara	Barnes	Keyes	Dunn	Rodriguez	Montgomery	Davis	Hayes	Matthews	Tommasini
02/18	UC Santa Barbara	Barnes	Smith	Dunn	Davis	Rodriguez	Keyes	Matthews	Hayes	Tommasini
02/18	UC Santa Barbara	Barnes	Smith	Keyes	Dunn	Davis	Montgomery	Rodriguez	Matthews	Tommasini
02/19	UC Santa Barbara	Barnes	Dettman	Keyes	Dunn	Hayes	Davis	Conforto	Rodriguez	Tommasini
02/23	Pacific	Barnes	Smith	Dunn	Davis	Keyes	Hayes	Rodriguez	Matthews	Tommasini
02/24	San Diego State	Barnes	Smith	Keyes	Hayes	Conforto	Gorton	Dunatov	Gordon	Tommasini
02/25	San Diego	Barnes	Gordon	Hayes	Davis	Conforto	Keyes	Dunn	Rodriguez	Tommasini
02/26	Kansas State	Barnes	Smith	Keyes	Child	Conforto	Rodriguez	Hayes	Dunn	Tommasini
03/01	St. Mary's	Dettman	Barnes	Conforto	Hayes	Keyes	Rodriguez	Dunn	Gordon	Tommasini
03/02	Winthrop	Barnes	Keyes	Conforto	Davis	Hayes	Dunn	Rodriguez	Matthews	Tommasini
03/03	Saint Louis	Gordon	Barnes	Hayes	Conforto	Davis	Rodriguez	Dunn	Smith	Tommasini
03/04	Northern Illinois	Barnes	Smith	Conforto	Davis	Hayes	Dunn	Keyes	Rodriguez	Tommasini
03/09	West Virginia	Barnes	Smith	Conforto	Davis	Dunn	Keyes	Rodriguez	Hayes	Tommasini
03/10	Illinois	Gordon	Smith	Conforto	Davis	Dunn	Keyes	Rodriguez	Hayes	Barnes
03/10	Connecticut	Gordon	Smith	Conforto	Davis	Dunn	Keyes	Hayes	Gorton	Barnes
03/11	Oklahoma	Dettman	Smith	Conforto	Davis	Dunn	Barnes	Rodriguez	Keyes	Dunatov
03/16	California	Gordon	Smith	Conforto	Davis	Dunn	Barnes	Keyes	Rodriguez	Tommasini
03/17	California	Gordon	Smith	Conforto	Davis	Dunn	Barnes	Keyes	Rodriguez	Tommasini
03/18	California	Gordon	Smith	Conforto	Davis	Dunn	Barnes	Wetzler	Rodriguez	Tommasini
03/23	Arizona	Gordon	Smith	Conforto	Davis	Dunn	Keyes	Barnes	Hayes	Rodriguez
03/24	Arizona	Gordon	Smith	Conforto	Davis	Dunn	Barnes	Hayes	Rodriguez	Tommasini
03/25	Arizona	Gordon	Smith	Conforto	Davis	Dunn	Child	Barnes	Gorton	Tommasini
03/31	Washington	Gordon	Smith	Conforto	Davis	Dunn	Keyes	Barnes	Rodriguez	Tommasini
03/31	Washington	Gordon	Smith	Conforto	Davis	Dunn	Barnes	Hayes	Gorton	Tommasini
04/01	Washington	Barnes	Smith	Conforto	Davis	Dunn	Hayes	Keyes	Gorton	Tommasini
04/03	Portland	Matthews	Smith	Conforto	Davis	Dunn	Barnes	Keyes	Gorton	Rodriguez
04/05	Arizona State	Gordon	Smith	Conforto	Davis	Dunn	Keyes	Barnes	Rodriguez	Tommasini
04/06	Arizona State	Barnes	Smith	Conforto	Dunn	Davis	Rodriguez	Keyes	Gorton	Tommasini
04/07	Arizona State	Gordon	Smith	Conforto	Dunn	Rodriguez	Davis	Keyes	Gorton	Tommasini
04/09	Nevada	Matthews	Smith	Conforto	Dunn	Davis	Barnes	Gorton	Rodriguez	Tommasini
04/10	Nevada	Barnes	Smith	Conforto	Dunn	Davis	Starr	Keyes	Esposito	Tommasini
04/13	Arkansas-PB	Matthews	Smith	Conforto	Dunn	Gorton	Davis	Keyes	Rodriguez	Tommasini
04/14	Arkansas-PB	Gordon	Smith	Conforto	Dunn	Gorton	Barnes	Rodriguez	Esposito	Matthews
04/15	Arkansas-PB	Barnes	Smith	Conforto	Dunn	Gorton	Davis	Matthews	Rodriguez	Tommasini
04/16	Portland	Matthews	Smith	Conforto	Dunn	Gorton	Davis	Keyes	Rodriguez	Tommasini
04/20	UCLA	Barnes	Smith	Conforto	Gorton	Dunn	Davis	Keyes	Rodriguez	Tommasini
04/21	UCLA	Barnes	Smith	Conforto	Gorton	Dunn	Davis	Rodriguez	Matthews	Tommasini
04/22	UCLA	Gordon	Smith	Conforto	Gorton	Dunn	Barnes	Davis	Rodriguez	Tommasini
04/24	Oregon	Matthews	Smith	Conforto	Gorton	Dunn	Barnes	Davis	Rodriguez	Tommasini
04/27	USC	Gordon	Smith	Conforto	Gorton	Dunn	Barnes	Matthews	Rodriguez	Tommasini
04/28	USC	Gordon	Smith	Conforto	Gorton	Dunn	Barnes	Matthews	Rodriguez	Tommasini
04/29	USC	Barnes	Smith	Conforto	Dunn	Gorton	Keyes	Davis	Rodriguez	Tommasini
05/04	Stanford	Gordon	Smith	Conforto	Dunn	Keyes	Barnes	Hayes	Rodriguez	Tommasini
05/05	Stanford	Barnes	Smith	Conforto	Dunn	Rodriguez	Gorton	Keyes	Matthews	Tommasini
05/06	Stanford	Barnes	Smith	Conforto	Dunn	Gorton	Keyes	Rodriguez	Hayes	Matthews
05/08	Oregon	Barnes	Smith	Conforto	Dunn	Gorton	Keyes	Rodriguez	Matthews	Tommasini
05/11	Utah	Barnes	Smith	Conforto	Dunn	Hayes	Keyes	Matthews	Rodriguez	Tommasini
05/12	Utah	Barnes	Smith	Conforto	Dunn	Keyes	Hayes	Rodriguez	Gorton	Gordon
05/13	Utah	Gordon	Smith	Conforto	Keyes	Dunn	Hayes	Barnes	Rodriguez	Tommasini
05/15	Portland	Gordon	Smith	Conforto	Hayes	Dunn	Keyes	Rodriguez	Davis	Gorton
05/18	Washington State	Barnes	Smith	Conforto	Hayes	Dunn	Keyes	Rodriguez	Davis	Gorton
05/19	Washington State	Barnes	Smith	Conforto	Hayes	Dunn	Keyes	Rodriguez	Gorton	Gordon
05/20	Washington State	Gordon	Smith	Conforto	Hayes	Dunn	Barnes	Keyes	Rodriguez	Tommasini
05/25	Oregon	Gordon	Smith	Conforto	Hayes	Dunn	Barnes	Keyes	Gorton	Rodriguez
05/26	Oregon	Matthews	Smith	Conforto	Hayes	Dunn	Barnes	Keyes	Gorton	Rodriguez
05/27	Oregon	Matthews	Smith	Conforto	Hayes	Dunn	Barnes	Keyes	Gorton	Tommasini
06/01	Belmont	Matthews	Smith	Conforto	Barnes	Dunn	Gorton	Keyes	Davis	Tommasini
06/02	LSU	Barnes	Smith	Conforto	Hayes	Dunn	Keyes	Rodriguez	Matthews	Tommasini
06/03	Louisiana-Monroe	Gordon	Smith	Conforto	Hayes	Dunn	Barnes	Keyes	Rodriguez	Tommasini
06/03	LSU	Gordon	Smith	Conforto	Hayes	Dunn	Barnes	Keyes	Gorton	Tommasini

Oregon State Starting Lineups By Position

Date	Opponent	P	C	1B	2B	3B	SS	LF	CF	RF	DH
02/17	UC Santa Barbara	Wetzler	Rodriguez	Hayes	Tommasini	Keyes	Dunn	Barnes	Matthews	Montgomery	Davis
02/18	UC Santa Barbara	Baylis	Rodriguez	Hayes	Tommasini	Keyes	Dunn	Barnes	Matthews	Smith	Davis
02/18	UC Santa Barbara	Child	Rodriguez	Barnes	Tommasini	Keyes	Dunn	Montgomery	Matthews	Smith	Davis
02/19	UC Santa Barbara	Wilkerson	Rodriguez	Hayes	Tommasini	Keyes	Dunn	Barnes	Dettman	Conforto	Davis
02/23	Pacific	Wetzler	Rodriguez	Hayes	Tommasini	Keyes	Dunn	Barnes	Matthews	Smith	Davis
02/24	San Diego State	Baylis	Gorton	Hayes	Tommasini	Keyes	Smith	Barnes	Gordon	Conforto	Dunatov
02/25	San Diego	Child	Rodriguez	Hayes	Tommasini	Keyes	Dunn	Barnes	Gordon	Conforto	Davis
02/26	Kansas State	Wilkerson	Rodriguez	Hayes	Tommasini	Keyes	Dunn	Barnes	Smith	Conforto	Child
03/01	St. Mary's	Wetzler	Rodriguez	Hayes	Tommasini	Keyes	Dunn	Barnes	Dettman	Gordon	Conforto
03/02	Winthrop	Child	Rodriguez	Hayes	Tommasini	Keyes	Dunn	Barnes	Matthews	Conforto	Davis
03/03	Saint Louis	Baylis	Rodriguez	Hayes	Tommasini	Dunn	Smith	Barnes	Gordon	Conforto	Davis
03/04	Northern Illinois	Wilkerson	Rodriguez	Hayes	Tommasini	Dunn	Smith	Conforto	Barnes	Davis	Keyes
03/09	West Virginia	Wetzler	Rodriguez	Hayes	Tommasini	Dunn	Smith	Conforto	Barnes	Davis	Keyes
03/10	Illinois	Child	Rodriguez	Hayes	Smith	Keyes	Dunn	Barnes	Gordon	Davis	Conforto
03/10	Connecticut	Fry	Gorton	Hayes	Smith	Keyes	Dunn	Barnes	Gordon	Davis	Conforto
03/11	Oklahoma	Davis	Rodriguez	Hayes	Smith	Keyes	Dunn	Dunatov	Dettman	Conforto	
03/16	California	Wetzler	Rodriguez	Barnes	Tommasini	Dunn	Smith	Conforto	Gordon	Davis	Keyes
03/17	California	Child	Rodriguez	Barnes	Tommasini	Dunn	Smith	Conforto	Gordon	Davis	Keyes
03/18	California	Fry	Rodriguez	Barnes	Tommasini	Dunn	Smith	Conforto	Gordon	Davis	Wetzler
03/23	Arizona	Wetzler	Rodriguez	Barnes	Smith	Keyes	Dunn	Conforto	Gordon	Davis	Hayes
03/24	Arizona	Child	Rodriguez	Barnes	Tommasini	Dunn	Smith	Conforto	Gordon	Davis	Hayes
03/25	Arizona	Fry	Gorton	Barnes	Tommasini	Dunn	Smith	Conforto	Gordon	Davis	Child
03/31	Washington	Wetzler	Rodriguez	Barnes	Tommasini	Dunn	Smith	Conforto	Gordon	Davis	Keyes
03/31	Washington	Child	Gorton	Barnes	Tommasini	Dunn	Smith	Conforto	Gordon	Davis	Hayes
04/01	Washington	Fry	Gorton	Hayes	Tommasini	Dunn	Smith	Conforto	Davis	Barnes	Keyes
04/03	Portland	Wilkerson	Rodriguez	Barnes	Smith	Keyes	Dunn	Conforto	Matthews	Davis	Gorton
04/05	Arizona State	Child	Rodriguez	Barnes	Tommasini	Dunn	Smith	Conforto	Gordon	Davis	Keyes
04/06	Arizona State	Wetzler	Rodriguez	Keyes	Tommasini	Dunn	Smith	Conforto	Barnes	Davis	Gorton
04/07	Arizona State	Fry	Gorton	Keyes	Tommasini	Dunn	Smith	Conforto	Gordon	Davis	Rodriguez
04/09	Nevada	Starr	Rodriguez	Barnes	Tommasini	Dunn	Smith	Conforto	Matthews	Davis	Gorton
04/10	Nevada	Child	Esposito	Keyes	Tommasini	Dunn	Smith	Conforto	Barnes	Davis	Starr
04/13	Arkansas-PB	Wetzler	Rodriguez	Keyes	Tommasini	Dunn	Smith	Conforto	Matthews	Davis	Gorton
04/14	Arkansas-PB	Fry	Esposito	Barnes	Rodriguez	Dunn	Smith	Conforto	Matthews	Gordon	Gorton
04/15	Arkansas-PB	Starr	Rodriguez	Barnes	Tommasini	Dunn	Smith	Conforto	Matthews	Davis	Gorton
04/16	Portland	Child	Rodriguez	Keyes	Tommasini	Dunn	Smith	Conforto	Matthews	Davis	Gorton
04/20	UCLA	Wetzler	Rodriguez	Barnes	Smith	Keyes	Dunn	Conforto	Matthews	Davis	Gorton
04/21	UCLA	Fry	Gorton	Barnes	Tommasini	Dunn	Smith	Conforto	Matthews	Davis	Rodriguez
04/22	UCLA	Child	Rodriguez	Barnes	Tommasini	Dunn	Smith	Conforto	Gordon	Davis	Gorton
04/24	Oregon	Starr	Rodriguez	Barnes	Tommasini	Dunn	Smith	Conforto	Davis	Matthews	Gorton
04/27	USC	Wetzler	Rodriguez	Barnes	Tommasini	Dunn	Smith	Conforto	Gordon	Matthews	Gorton
04/28	USC	Fry	Gorton	Barnes	Tommasini	Dunn	Smith	Conforto	Gordon	Matthews	Rodriguez
04/29	USC	Child	Gorton	Keyes	Tommasini	Dunn	Smith	Conforto	Davis	Barnes	Rodriguez
05/04	Stanford	Wetzler	Rodriguez	Keyes	Tommasini	Dunn	Smith	Conforto	Gordon	Barnes	Hayes
05/05	Stanford	Fry	Gorton	Keyes	Tommasini	Dunn	Smith	Conforto	Matthews	Barnes	Rodriguez
05/06	Stanford	Child	Gorton	Keyes	Rodriguez	Dunn	Smith	Conforto	Matthews	Barnes	Hayes
05/08	Oregon	Starr	Rodriguez	Keyes	Tommasini	Dunn	Smith	Conforto	Matthews	Barnes	Gorton
05/11	Utah	Wetzler	Rodriguez	Keyes	Tommasini	Dunn	Smith	Conforto	Matthews	Barnes	Hayes
05/12	Utah	Fry	Gorton	Keyes	Rodriguez	Dunn	Smith	Conforto	Gordon	Barnes	Hayes
05/13	Utah	Child	Rodriguez	Keyes	Tommasini	Dunn	Smith	Conforto	Gordon	Barnes	Hayes
05/15	Portland	Starr	Gorton	Keyes	Rodriguez	Dunn	Smith	Conforto	Gordon	Davis	Hayes
05/18	Washington State	Wetzler	Gorton	Keyes	Rodriguez	Dunn	Smith	Conforto	Davis	Barnes	Hayes
05/19	Washington State	Fry	Gorton	Keyes	Rodriguez	Dunn	Smith	Conforto	Gordon	Barnes	Hayes
05/20	Washington State	Child	Rodriguez	Keyes	Tommasini	Dunn	Smith	Conforto	Gordon	Barnes	Hayes
05/25	Oregon	Wetzler	Gorton	Keyes	Rodriguez	Dunn	Smith	Conforto	Gordon	Barnes	Hayes
05/26	Oregon	Fry	Gorton	Keyes	Rodriguez	Dunn	Smith	Conforto	Matthews	Barnes	Hayes
05/27	Oregon	Starr	Gorton	Keyes	Tommasini	Dunn	Smith	Conforto	Matthews	Barnes	Hayes
06/01	Belmont	Fry	Gorton	Keyes	Tommasini	Dunn	Smith	Barnes	Matthews	Davis	Conforto
06/02	LSU	Child	Rodriguez	Keyes	Tommasini	Dunn	Smith	Conforto	Matthews	Barnes	Hayes
06/03	Louisiana-Monroe	Wetzler	Rodriguez	Keyes	Tommasini	Dunn	Smith	Conforto	Gordon	Barnes	Hayes
06/03	LSU	Starr	Gorton	Keyes	Tommasini	Dunn	Smith	Conforto	Gordon	Barnes	Hayes

Team Superlatives

Offense

Most At Bats	50, vs. UC Santa Barbara (2/18)
Most Runs Scored	16, vs. Arkansas-Pine Bluff (4/15)
Most Hits	18, vs. Arkansas-Pine Bluff (4/15)
Most RBI	14, vs. Arkansas-Pine Bluff (4/15)
Most Doubles	6, vs. Utah (5/13)
Most Triples	2, vs. Portland (5/15)
Most Home Runs	4, vs. Washington State (5/18)
Most Walks	12-2x, last vs. Arkansas-Pine Bluff (4/13)
Most Strikeouts	14, vs. UC Santa Barbara (2/18)
Most Stolen Bases	5, vs. Portland (4/3)
Most Hit By Pitch	5, vs. Connecticut (3/10)
Most Runners LOB	14, vs. Arkansas-Pine Bluff (4/13)

Fielding

Most Putouts	35, vs. UC Santa Barbara (2/18)
Most Assists	20, vs. California (3/17)
Most Errors	4-2x, last vs. LSU (6/3)
Most DPs Turned	4, vs. Arizona (3/24)

Pitching

Most Innings Pitched	11.2, vs. UC Santa Barbara (2/18)
Most Runs Allowed	18, vs. San Diego State (2/24)
Most Earned Runs Allowed	13, vs. San Diego State (2/24)
Most Walks Allowed	10, vs. Oklahoma (3/11)
Most Strikeouts	14, vs. Portland (4/3)
Most Hits Allowed	18, vs. Utah (5/11)

Miscellaneous

Longest Winning Streak	6 games (4/9-4/16)
Longest Losing Streak	3 games-3x (last: 4/28-5/4)
Longest Game, Innings	12, vs. UC Santa Barbara (2/18)
Longest Game, Time (9 Innings)	3:54, vs. San Diego State (2/24)
Longest Game, Time (Extra Innings)	4:17, vs. UC Santa Barbara (2/18)
Fastest Game, Time	1:56, vs. Arkansas-Pine Bluff (4/14)
Largest Home Attendance	3,061, vs. Oregon (5/25)
Largest Road Attendance	11,535, vs. LSU (6/2)
Largest Neutral Attendance	10,369, vs. Louisiana-Monroe (6/3)

Individual Superlatives

Offense

Most At Bats	7, Jake Rodriguez vs. UC Santa Barbara (2/18)
Most Runs Scored	4-2x, last: Michael Conforto vs. Portland (5/15)
Most Hits	4-4x, last: Michael Conforto vs. Arkansas-Pine Bluff (4/15)
Most RBI	6-2x, last: Michael Conforto vs. Nevada (4/10)
Most Doubles	2-7x, last: Ryan Barnes vs. LSU (6/3)
Most Triples	1-10x
Most Home Runs	2-3x, last: Danny Hayes vs. Washington State (5/18)
Most Walks	3-5x, last: Ryan Dunn vs. UCLA (4/22)
Most Strikeouts	4, Ryan Barnes vs. Portland (4/3)
Most Stolen Bases	1-41x

Fielding

Most Putouts	19, Ryan Barnes vs. California (3/17)
Most Assists	8, Ryan Dunn vs. Pacific (2/23)
Most Errors	4, Ryan Dunn vs. LSU (6/3)

Pitching

Most Innings Pitched	10.0-3x, Dan Child vs. Utah (5/13)
Most Runs Allowed	8-2x, last: Cole Baylis vs. SDSU (2/24)
Most Earned Runs Allowed	8, last: Cole Baylis vs. SDSU (2/24)
Most Walks Allowed	6, Ben Wetzler vs. Washington State (5/18)
Most Strikeouts	11, Dan Child vs. Utah (5/13)
Most Hits Allowed	11, Dan Child vs. Washington State (5/20)

The Last Time

Offense

Hit two home runs	5/18/12, Danny Hayes vs. Washington State
Hit three home runs	3/11/01, Andy Jarvis vs. Washington State
Hit grand slam	2/26/12, Danny Hayes vs. Kansas State
Hit inside-the-park home run	4/3/10, Michael Miller vs. USC
Leadoff home run	5/5/12, Ryan Barnes vs. Stanford
Walkoff home run	4/7/07, Jordan Lennerton vs. USC
Pinch-hit home run	5/22/10, Andy Quiring vs. Arizona State
Home run in 3 straight games	4/20-22/07, Mitch Canham vs. UNLV
Home run in 2 straight games	5/18-5/19/12, Danny Hayes vs. Washington State
Back-to-back home runs	5/18/12 Michael Conforto, Danny Hayes vs. Washington State
Back-to-back-to-back home runs	4/11/00 Brian Barden, Curtis Davis, Joe Gerber vs. Portland
Two triples in a game	4/6/10, Adalberto Santos vs. Portland
Three doubles in a game	6/3/06, Cole Gillespie vs. Kansas
Hit for the cycle	5/10/11, Ryan Dunn vs. Portland
Five hits in a game	5/31/09, Koa Kahalehoe vs. Texas A&M
Four hits in a game	2/18/12, Dylan Davis vs. UC Santa Barbara
Drove in nine runs	3/2/85, Ken Bowen vs. Chico State
Drove in eight runs	3/31/04, Shea McFeely vs. Portland
Drove in seven runs	2/26/09, Rob Folsom vs. Northern Illinois
Drove in six runs	4/10/12, Michael Conforto vs. Nevada
Drove in five runs	5/11/12, Michael Conforto vs. Utah
Scored six runs	3/2/85, Ken Bowen vs. Chico State
Scored five runs	3/5/00, Brian Barden vs. Washington
Scored four runs	5/15/12, Michael Conforto vs. Portland

Pitching

Threw a no-hitter	4/30/11, Josh Osich vs. UCLA
Threw a one-hitter	3/9/12, Ben Wetzler vs. West Virginia (7 inn.)
Threw a shutout	4/21/12, Jace Fry vs. UCLA
Threw a complete game	5/11/12, Dan Child vs. Utah (10 inn)
Threw back-to-back complete games	5/19-20/06 Dallas Buck, Jonah Nickerson vs. Washington State
Had 14 strikeouts	3/18/11, Sam Gaviglio vs. Long Beach State
Had 13 strikeouts	4/30/11, Josh Osich vs. UCLA
Had 12 strikeouts	3/20/10, Tanner Robles vs. Maine
Had 11 strikeouts	5/13/12, Dan Child vs. Utah
Had 10 strikeouts	2/25/11, Sam Gaviglio vs. UConn

Team

Won 10 straight games	2011 (11)
Won 15 straight games	1986 (16)
Extra-Innings victory	5/13/12, OSU 5, Utah 4 (10)
Extra-Innings loss	5/12/12, Utah 4, OSU 3 (11)
Was shut out	4/20/12, UCLA 4, OSU 0
Was no-hit	3/27/94, Lewis & Clark State 1, OSU 0

2012 Oregon State Baseball Season In Review

2012 Home Statistics

Overall: 18-6 • Pac-12: 10-5

Offense

Player	AVG	GP	GS	AB	R	H	2B	3B	HR	RBI	TB	SLG%	BB	HBP	SO	GDP	OB%	SF	SH	SB	ATT	PO	A	E	FLD%
12 Rulli, Nick	1.000	5	0	1	0	1	1	0	0	2	2	2.000	0	0	0	0	.500	1	0	0	0	0	0	0	.000
30 Howell, Ryan	.500	2	0	2	0	1	0	0	0	1	1	.500	0	0	0	0	.500	0	0	0	0	0	0	0	.000
35 Matthews, Joey	.394	18	10	33	10	13	2	1	1	6	20	.606	3	6	9	2	.524	0	2	1	1	22	0	0	1.000
1 Smith, Tyler	.368	24	24	87	20	32	5	0	0	16	37	.425	16	3	8	5	.472	2	6	5	7	35	74	2	.982
16 Gorton, Ryan	.345	21	17	58	12	20	2	0	0	10	22	.379	11	2	9	0	.465	0	0	0	1	66	10	1	.987
8 Conforto, Michael	.330	24	24	91	23	30	6	1	4	28	50	.549	12	6	17	4	.440	0	0	1	1	23	2	1	.962
2 Dunn, Ryan	.326	24	24	89	20	29	8	0	4	17	49	.551	14	3	9	1	.430	1	1	0	0	21	72	5	.949
9 Hayes, Danny	.262	17	13	42	9	11	4	0	1	8	18	.429	14	0	8	1	.446	0	0	0	0	38	2	2	.952
10 Davis, Dylan	.254	18	17	71	8	18	5	1	2	16	31	.437	3	2	11	1	.303	0	0	0	1	17	3	0	1.000
40 Gordon, Max	.250	19	12	48	13	12	2	1	0	3	16	.333	7	3	9	0	.379	0	3	1	1	16	0	0	1.000
33 Barnes, Ryan	.235	23	22	68	12	16	3	0	1	12	22	.324	15	7	10	1	.418	1	5	4	4	155	7	0	1.000
4 Tommasini, John	.205	20	13	44	7	9	1	0	0	2	10	.227	5	1	9	0	.300	0	3	1	2	39	49	1	.989
13 Rodriguez, Jake	.189	19	19	53	6	10	2	0	0	8	12	.226	7	4	7	3	.323	1	2	2	2	81	38	0	1.000
3 Keyes, Kevin	.180	21	17	61	8	11	1	1	0	8	14	.230	8	1	10	1	.282	1	3	1	2	96	12	0	1.000
6 Esposito, Nate	.125	6	1	8	2	1	0	0	0	1	1	.125	0	0	2	0	.111	1	0	0	0	19	1	1	.952
25 Dunatov, Jordan	.000	3	1	5	0	0	0	0	0	0	0	.000	0	0	2	0	.000	0	0	0	0	2	0	1	.667
17 Montgomery, Sam	.000	4	0	3	1	0	0	0	0	0	0	.000	0	1	2	0	.250	0	0	0	0	0	0	0	.000
39 Dettman, Ryan	.000	8	1	3	2	0	0	0	0	1	0	.000	0	0	2	0	.000	0	0	1	1	0	0	0	.000
41 Child, Dan	.000	1	1	0	0	0	0	0	0	0	0	.000	0	0	0	0	.000	0	0	0	0	2	7	0	1.000
Totals	.279	24	24	767	153	214	42	5	13	139	305	.398	115	39	124	19	.396	8	25	17	23	642	331	18	.982
Opponents	.231	24	24	753	79	174	27	1	7	70	224	.297	83	18	161	22	.320	5	22	7	23	597	237	28	.968

LOB - Team (204), Opp (161). DPs turned - Team (24), Opp (23). CI - Team (1), Esposito, N. 1. IBB - Team (7), Davis, D. 2, Conforto, M. 2, Hayes, D. 1, Rodriguez, J 1, Dunn, R. 1, Opp (4). Picked off - Gordon, M. 1.

Pitching

Player	ERA	W	L	APP	GS	CG	SHO	CBO	SV	IP	H	R	ER	BB	SO	2B	3B	HR	AB	B/Avg	WP	HBP	BK	SFA	SHA
24 Schultz, Scott	0.00	2	0	10	0	0	0	2	2	20.0	14	5	0	2	14	0	0	0	67	.209	0	2	0	0	3
37 Rodriguez, Carlos	0.00	0	0	2	0	0	0	0	0	4.0	1	0	0	4	2	0	0	0	12	.083	1	0	0	0	0
20 Baylis, Cole	0.00	0	0	2	0	0	0	0	0	1.0	0	0	0	1	2	0	0	0	3	.000	1	0	0	0	0
41 Child, Dan	1.69	2	0	6	5	0	0	1	1	37.1	27	8	7	10	26	5	0	1	127	.213	2	2	0	0	3
11 Fry, Jace	1.70	4	1	7	7	3	1	0	0	47.2	31	17	9	20	25	4	0	0	164	.189	1	3	0	3	6
28 Wetzler, Ben	2.09	2	1	7	7	1	1	0	0	47.1	34	14	11	20	39	5	0	2	163	.209	2	6	1	1	3
26 Starr, Taylor	2.60	2	0	6	3	0	0	1	0	17.1	17	6	5	8	10	4	0	0	62	.274	0	2	0	0	3
31 Boyd, Matt	2.61	1	0	9	0	0	0	0	0	10.1	11	3	3	2	10	2	0	1	38	.289	0	1	0	0	1
32 Wilkerson, Riley	4.50	1	0	2	1	0	0	0	0	2.0	2	1	1	4	1	0	0	0	6	.333	1	0	2	0	1
38 Reser, Zack	4.50	0	0	3	0	0	0	0	0	2.0	2	1	1	3	4	0	0	0	8	.250	0	1	0	0	0
36 Bryant, Tony	5.40	3	1	8	0	0	0	0	3	11.2	16	7	7	2	10	1	0	0	47	.340	1	0	0	1	0
10 Davis, Dylan	6.00	1	0	5	1	0	0	0	0	3.0	0	2	2	4	3	0	0	0	9	.000	0	0	0	0	0
16 Gorton, Ryan	7.71	0	1	3	0	0	0	0	0	2.1	3	2	2	0	4	2	1	0	8	.375	1	1	0	0	1
22 Brocker, Cole	7.88	0	2	7	0	0	0	0	0	8.0	14	12	7	3	11	3	0	3	37	.378	1	0	0	0	1
18 Fielding, Matt	99.00	0	0	1	0	0	0	0	0	0.0	2	1	1	0	0	1	0	0	2	1.000	0	0	0	0	0
Totals	2.31	18	6	24	24	4	4	2	6	214.0	174	79	55	83	161	27	1	7	753	.231	11	18	3	5	22
Opponents	5.92	6	18	24	24	0	1	1	5	199.0	214	153	131	115	124	42	5	13	767	.279	19	39	7	8	25

PB - Team (11), Rodriguez, J 5, Gorton, R. 4, Esposito, N. 2, Opp (9). Pickoffs - Team (4), Rodriguez, J 2, Starr, T. 1, Boyd, M. 1, Opp (1). SBA/ATT - Rodriguez, J (2-13), Gorton, R. (5-9), Wetzler, B. (0-7), Fry, J. (3-5), Child, D. (1-3), Brocker, C. (2-2), Schultz, S. (0-2), Boyd, M. (0-1), Rodriguez, C (1-1), Bryant, T. (0-1).

2012 Oregon State Baseball Season In Review

2012 Road Statistics

Overall: 15-13 • Pac-12: 8-7

Offense

Player	AVG	GP	GS	AB	R	H	2B	3B	HR	RBI	TB	SLG%	BB	HBP	SO	GDP	OB%	SF	SH	SB	ATT	PO	A	E	FLD%
9 Hayes, Danny	.422	16	13	45	9	19	4	1	3	13	34	.756	13	2	9	3	.540	3	0	0	1	51	2	1	.981
8 Conforto, Michael	.360	27	25	100	15	36	6	0	8	39	66	.660	9	5	16	1	.435	1	2	0	0	31	1	0	1.000
13 Rodriguez, Jake	.327	27	25	101	10	33	5	0	1	16	41	.406	4	2	22	1	.361	1	2	2	3	114	50	3	.982
1 Smith, Tyler	.293	26	25	99	18	29	5	0	1	14	37	.374	10	2	20	2	.369	0	10	3	3	38	74	7	.941
33 Barnes, Ryan	.291	27	26	103	19	30	5	0	1	8	38	.369	13	2	15	0	.378	1	6	5	5	128	1	0	1.000
40 Gordon, Max	.275	22	14	51	8	14	3	0	0	6	17	.333	2	9	2	0	.391	2	6	1	2	26	0	0	1.000
16 Gorton, Ryan	.263	18	14	57	8	15	2	0	0	5	17	.298	9	2	9	1	.382	0	0	0	1	59	8	0	1.000
6 Esposito, Nate	.250	6	1	4	1	1	0	0	0	1	1	.250	1	0	0	0	.400	0	0	0	0	12	2	0	1.000
39 Dettman, Ryan	.250	14	1	4	5	1	0	0	0	0	1	.250	2	0	1	0	.500	0	1	1	1	7	0	0	1.000
2 Dunn, Ryan	.241	28	27	108	15	26	8	0	3	10	43	.398	13	1	15	2	.328	0	5	0	3	33	56	11	.890
3 Keyes, Kevin	.231	25	23	91	10	21	5	1	0	5	28	.308	7	4	13	3	.311	1	4	1	1	139	20	6	.964
35 Matthews, Joey	.200	21	11	45	12	9	3	1	0	2	14	.311	6	3	10	2	.333	0	0	0	1	26	0	0	1.000
25 Dunatov, Jordan	.200	4	1	5	0	1	0	0	0	2	1	.200	2	0	2	0	.429	0	0	0	0	1	0	0	1.000
4 Tommasini, John	.197	28	25	71	15	14	1	0	0	8	15	.211	16	0	27	0	.345	0	10	1	3	44	100	3	.980
10 Davis, Dylan	.194	18	17	72	6	14	3	0	0	6	17	.236	3	1	18	1	.231	2	0	2	2	23	0	0	1.000
17 Montgomery, Sam	.100	4	2	10	0	1	0	0	0	1	1	.100	1	0	5	0	.182	0	0	0	0	3	0	0	1.000
30 Howell, Ryan	.000	3	0	2	0	0	0	0	0	0	0	.000	1	0	1	0	.333	0	0	0	0	0	0	0	.000
12 Rulli, Nick	.000	3	0	2	0	0	0	0	0	0	0	.000	0	0	2	0	.000	0	1	0	0	0	0	0	.000
36 Bryant, Tony	.000	1	0	1	0	0	0	0	0	0	0	.000	0	0	1	0	.000	0	0	0	0	1	1	0	1.000
26 Starr, Taylor	.000	1	1	0	0	0	0	0	0	0	0	.000	0	0	0	0	.000	0	0	0	0	0	4	0	1.000
28 Wetzler, Ben	.000	1	1	0	0	0	0	0	0	0	0	.000	0	0	0	0	.000	0	0	0	0	2	6	0	1.000
31 Boyd, Matt	.000	4	0	0	0	0	0	0	0	0	0	.000	0	0	0	0	.000	0	0	0	0	4	5	0	1.000
Totals	.272	28	28	971	151	264	50	3	17	136	371	.382	112	33	188	16	.363	11	47	16	26	745	358	34	.970
Opponents	.286	28	28	959	154	274	45	13	11	139	378	.394	92	36	186	27	.367	7	24	21	43	777	322	33	.971

LOB - Team (246), Opp (219). DPs turned - Team (29), Opp (21). IBB - Team (6), Keyes, K. 3, Barnes, R. 1, Hayes, D. 1, Conforto, M. 1, Opp (8). Picked off - Conforto, M. 1, Keyes, K. 1.

Pitching

Player	ERA	W	L	APP	GS	CG	SHO	CBO	SV	IP	H	R	ER	BB	SO	2B	3B	HR	AB	B/Avg	WP	HBP	BK	SFA	SHA
36 Bryant, Tony	2.57	1	1	12	0	0	0	1	5	14.0	13	4	4	4	20	3	0	2	51	.255	1	0	0	1	3
10 Davis, Dylan	3.38	0	1	5	0	0	0	0	1	5.1	5	4	2	3	6	2	0	0	20	.250	2	2	0	0	0
11 Fry, Jace	3.53	1	2	5	5	0	0	0	0	35.2	33	17	14	12	24	1	0	1	133	.248	3	5	0	0	5
28 Wetzler, Ben	3.86	4	1	6	6	0	0	0	0	35.0	38	15	15	15	23	9	1	0	134	.284	6	6	0	0	2
41 Child, Dan	4.04	4	4	10	10	1	0	1	0	62.1	78	40	28	13	45	12	2	2	246	.317	4	6	1	4	7
32 Wilkerson, Riley	4.15	0	0	2	1	0	0	0	0	4.1	4	2	2	2	1	0	1	0	15	.267	3	1	0	0	1
22 Brocker, Cole	4.50	0	0	15	0	0	0	0	0	10.0	12	6	5	4	11	2	0	2	40	.300	0	0	0	1	0
16 Gorton, Ryan	4.50	1	0	5	0	0	0	0	0	6.0	6	3	3	1	4	1	3	0	22	.273	0	0	0	0	0
24 Schultz, Scott	4.81	0	1	13	0	0	0	0	0	24.1	17	15	13	6	18	7	1	1	88	.193	0	6	0	0	2
31 Boyd, Matt	5.19	2	0	17	0	0	0	1	1	17.1	15	12	10	7	13	1	2	1	66	.227	0	2	0	0	1
26 Starr, Taylor	5.59	2	2	9	4	0	0	0	0	19.1	25	12	12	8	14	3	1	1	78	.321	3	4	0	0	3
38 Reser, Zack	8.10	0	0	6	0	0	0	0	0	3.1	4	3	3	1	0	0	1	0	12	.333	4	1	0	0	0
20 Baylis, Cole	9.72	0	1	2	2	0	0	0	0	8.1	13	10	9	5	5	2	0	1	35	.371	3	3	0	1	0
18 Fielding, Matt	20.25	0	0	2	0	0	0	0	0	1.1	6	3	3	3	1	2	1	0	10	.600	0	0	0	0	0
37 Rodriguez, Carlos	21.60	0	0	4	0	0	0	0	0	1.2	3	4	4	7	1	0	0	0	6	.500	1	0	0	0	0
2 Dunn, Ryan	99.00	0	0	1	0	0	0	0	0	0.0	2	4	1	1	0	0	0	0	3	.667	0	0	0	0	0
Totals	4.60	15	13	28	28	1	1	1	7	248.1	274	154	127	92	186	45	13	11	959	.286	30	36	1	7	24
Opponents	4.34	13	15	28	28	0	0	0	4	259.0	264	151	125	112	188	50	3	17	971	.272	17	33	4	11	47

PB - Team (8), Gorton, R. 5, Rodriguez, J 3, Opp (5). Pickoffs - Team (2), Rodriguez, J 2, Opp (2). SBA/ATT - Rodriguez, J (12-28), Child, D. (6-13), Gorton, R. (7-10), Wetzler, B. (3-6), Starr, T. (3-5), Fry, J. (4-5), Reser, Z. (1-3), Esposito, N. (2-3), Boyd, M. (0-3), Baylis, C. (0-2), Schultz, S. (0-1), Brocker, C. (1-1), Rodriguez, C (1-1), Davis, D. (1-1), Bryant, T. (1-1).

2012 Oregon State Baseball Season In Review

2012 Neutral Statistics

Overall: 7-1

Offense

Player	AVG	GP	GS	AB	R	H	2B	3B	HR	RBI	TB	SLG%	BB	HBP	SO	GDP	OB%	SF	SH	SB	ATT	PO	A	E	FLD%
1 Smith, Tyler	.444	8	6	27	8	12	1	2	0	9	17	.630	4	1	3	0	.531	0	1	1	1	10	20	3	.909
10 Davis, Dylan	.391	6	5	23	6	9	4	0	1	8	16	.696	0	0	3	0	.375	1	0	2	2	2	0	0	1.000
8 Conforto, Michael	.370	7	7	27	7	10	2	0	1	9	15	.556	3	1	4	0	.438	1	0	0	1	9	0	0	1.000
33 Barnes, Ryan	.367	8	8	30	8	11	5	0	0	4	16	.533	5	3	2	4	.500	0	1	2	3	12	0	0	1.000
13 Rodriguez, Jake	.364	7	7	22	7	8	1	0	1	4	12	.545	2	6	5	1	.533	0	0	0	0	32	8	1	.976
2 Dunn, Ryan	.333	8	8	27	6	9	3	0	0	9	12	.444	4	0	4	0	.361	5	1	1	1	7	31	0	1.000
3 Keyes, Kevin	.320	8	7	25	5	8	2	0	0	5	10	.400	3	0	5	1	.379	1	0	1	1	29	6	2	.946
4 Tommasini, John	.318	8	8	22	6	7	1	0	0	4	8	.364	5	2	6	0	.483	0	5	0	0	26	20	1	.979
16 Gorton, Ryan	.250	5	1	4	0	1	0	0	0	0	1	.250	0	0	1	0	.250	0	1	0	0	12	2	0	1.000
40 Gordon, Max	.214	6	3	14	3	3	0	0	0	2	3	.214	3	0	1	0	.353	0	1	0	0	5	1	0	1.000
9 Hayes, Danny	.185	7	7	27	5	5	2	0	1	6	10	.370	5	0	5	1	.313	0	1	0	0	54	5	2	.967
35 Matthews, Joey	.167	8	3	12	2	2	1	0	0	1	3	.250	1	0	4	0	.231	0	0	0	0	4	0	0	1.000
25 Dunatov, Jordan	.167	3	0	6	2	1	0	0	0	0	1	.167	0	0	1	0	.167	0	0	0	0	0	0	0	.000
39 Dettman, Ryan	.000	5	1	4	1	0	0	0	0	0	0	.000	0	0	1	0	.000	0	0	0	0	4	0	0	1.000
30 Howell, Ryan	.000	2	0	1	0	0	0	0	0	0	0	.000	1	0	0	0	.500	0	0	0	0	0	0	0	.000
6 Esposito, Nate	.000	2	0	0	0	0	0	0	0	0	0	.000	0	0	0	0	.000	0	0	0	0	3	1	1	.800
17 Montgomery, Sam	.000	1	0	0	0	0	0	0	0	0	0	.000	0	0	0	0	.000	0	0	0	0	0	0	0	.000
41 Child, Dan	.000	1	1	0	0	0	0	0	0	0	0	.000	0	0	0	0	.000	0	0	0	0	0	3	0	1.000
Totals	.317	8	8	271	66	86	22	2	4	61	124	.458	36	13	45	7	.412	8	11	7	9	213	108	10	.970
Opponents	.258	8	8	271	32	70	14	2	2	27	94	.347	30	4	52	7	.340	1	9	3	5	204	76	12	.959

LOB - Team (69), Opp (71). DPs turned - Team (8), Opp (8). CI - Team (1), Rodriguez, J 1. IBB - Team (3), Conforto, M. 2, Rodriguez, J 1, Opp (1).

Pitching

Player	ERA	W	L	APP	GS	CG	SHO	CBO	SV	IP	H	R	ER	BB	SO	2B	3B	HR	AB	B/Avg	WP	HBP	BK	SFA	SHA
41 Child, Dan	0.00	0	0	1	1	0	0	0	0	7.0	3	3	0	2	8	1	0	0	22	.136	0	2	0	0	2
24 Schultz, Scott	0.00	1	0	1	0	0	0	0	0	1.1	3	0	0	1	0	1	0	0	7	.429	0	0	0	0	0
37 Rodriguez, Carlos	0.00	0	0	2	0	0	0	0	0	1.1	1	0	0	1	1	0	0	0	4	.250	1	0	0	0	0
16 Gorton, Ryan	0.00	0	0	1	0	0	0	0	0	1.0	2	0	0	0	2	0	0	0	5	.400	0	0	0	0	0
20 Baylis, Cole	0.00	0	0	1	1	0	0	0	0	0.2	0	0	0	3	0	0	0	0	1	.000	0	0	0	0	0
38 Reser, Zack	0.00	0	0	1	0	0	0	0	0	0.0	1	0	0	0	0	0	0	0	1	1.000	0	0	0	0	0
31 Boyd, Matt	0.96	1	0	5	0	0	0	0	2	9.1	7	3	1	4	8	1	0	1	35	.200	1	0	0	0	1
22 Bocker, Cole	1.50	0	1	3	0	0	0	0	0	6.0	4	1	1	2	4	0	0	1	21	.190	0	0	0	0	0
11 Fry, Jace	1.80	0	0	1	1	0	0	0	0	5.0	4	1	1	3	4	0	1	0	19	.211	0	1	0	0	0
36 Bryant, Tony	3.60	2	0	4	0	0	0	0	1	5.0	4	2	2	2	5	2	0	0	19	.211	0	0	0	0	0
28 Wetzler, Ben	4.19	2	0	3	3	0	0	0	0	19.1	22	12	9	7	13	5	0	0	76	.289	1	1	0	0	3
26 Starr, Taylor	5.19	1	0	3	0	0	0	0	0	8.2	9	5	5	3	2	1	1	0	32	.281	2	0	0	1	2
32 Wilkerson, Riley	7.11	0	0	2	2	0	0	0	0	6.1	10	5	5	2	5	3	0	0	29	.345	0	0	0	0	1
Totals	3.04	7	1	8	8	0	0	0	3	71.0	70	32	24	30	52	14	2	2	271	.258	5	4	0	1	9
Opponents	7.01	1	7	8	8	0	0	0	1	68.0	86	66	53	36	45	22	2	4	271	.317	4	13	1	8	11

PB - Team (2), Rodriguez, J 2. SBA/ATT - Rodriguez, J (2-3), Wetzler, B. (2-3), Starr, T. (0-1), Boyd, M. (1-1), Gorton, R. (1-1).

2012 Oregon State Baseball Season In Review

2012 February Statistics

Overall: 5-3 • Home: 0-0 • Road: 3-3 • Neutral: 2-0 • Pac-12: 0-0

Offense

Player	AVG	GP	GS	AB	R	H	2B	3B	HR	RBI	TB	SLG%	BB	HBP	SO	GDP	OB%	SF	SH	SB	ATT	PO	A	E	FLD%
8 Conforto, Michael	.500	6	4	16	4	8	1	0	2	7	15	.938	1	2	2	0	.579	0	0	0	0	4	0	0	1.000
33 Barnes, Ryan	.379	8	8	29	9	11	2	0	0	7	13	.448	8	2	5	1	.525	1	2	2	2	23	0	0	1.000
4 Tommasini, John	.364	8	8	22	8	8	2	0	0	6	10	.455	9	1	8	0	.563	0	2	0	2	18	31	2	.961
1 Smith, Tyler	.353	6	5	17	4	6	2	0	0	3	8	.471	5	0	4	0	.500	0	3	0	0	9	6	1	.938
16 Gorton, Ryan	.333	2	1	3	0	1	0	0	0	1	1	.333	1	0	1	0	.500	0	0	0	0	10	2	0	1.000
13 Rodriguez, Jake	.323	8	7	31	5	10	0	0	1	4	13	.419	1	1	10	0	.364	0	1	1	2	32	10	1	.977
9 Hayes, Danny	.292	8	7	24	5	7	2	1	1	8	14	.583	9	1	4	2	.500	0	0	0	1	70	5	1	.987
39 Dettman, Ryan	.250	4	1	4	1	1	0	0	0	0	1	.250	2	0	1	0	.500	0	1	0	0	5	0	0	1.000
10 Davis, Dylan	.222	7	6	27	4	6	0	0	0	2	6	.222	3	0	8	0	.290	1	0	0	0	0	0	0	.000
25 Dunatov, Jordan	.222	5	1	9	2	2	0	0	0	2	2	.222	2	0	2	0	.364	0	0	0	0	1	0	0	1.000
40 Gordon, Max	.200	3	2	10	0	2	0	0	0	0	2	.200	0	0	1	0	.200	0	0	0	0	2	0	0	1.000
3 Keyes, Kevin	.185	8	8	27	3	5	1	0	0	2	6	.222	6	2	4	1	.371	0	2	1	1	7	14	5	.808
2 Dunn, Ryan	.167	8	7	30	6	5	1	0	0	5	6	.200	4	1	7	0	.286	0	2	0	1	16	27	2	.956
35 Matthews, Joey	.133	7	4	15	6	2	1	0	0	0	3	.200	4	2	3	0	.381	0	0	0	0	11	0	0	1.000
17 Montgomery, Sam	.100	4	2	10	0	1	0	0	0	1	1	.100	1	0	5	0	.182	0	0	0	0	3	0	0	1.000
12 Rulli, Nick	.000	1	0	2	0	0	0	0	0	0	0	.000	0	0	2	0	.000	0	0	0	0	0	0	0	.000
36 Bryant, Tony	.000	1	0	1	0	0	0	0	0	0	0	.000	0	0	1	0	.000	0	0	0	0	0	0	0	.000
6 Esposito, Nate	.000	1	0	1	0	0	0	0	0	0	0	.000	0	0	0	0	.000	0	0	0	0	0	0	0	.000
30 Howell, Ryan	.000	2	0	1	0	0	0	0	0	0	0	.000	1	0	0	0	.500	0	0	0	0	0	0	0	.000
41 Child, Dan	.000	1	1	0	0	0	0	0	0	0	0	.000	0	0	0	0	.000	0	0	0	0	0	2	1	.667
31 Boyd, Matt	.000	1	0	0	0	0	0	0	0	0	0	.000	0	0	0	0	.000	0	0	0	0	1	2	0	1.000
Totals	.269	8	8	279	57	75	12	1	4	48	101	.362	57	12	68	4	.411	2	13	4	9	214	105	14	.958
Opponents	.327	8	8	297	67	97	16	4	5	59	136	.458	34	12	41	9	.414	2	7	4	8	222	79	13	.959

LOB - Team (84), Opp (71). DPs turned - Team (10), Opp (6). IBB - Team (3), Keyes, K. 2, Rodriguez, J 1, Opp (1). Picked off - Conforto, M. 1.

Pitching

Player	ERA	W	L	APP	GS	CG	SHO	CBO	SV	IP	H	R	ER	BB	SO	2B	3B	HR	AB	B/Avg	WP	HBP	BK	SFA	SHA
36 Bryant, Tony	1.59	1	0	4	0	0	0	0	1	5.2	3	1	1	2	9	0	0	1	19	.158	0	0	0	1	1
31 Boyd, Matt	1.64	2	0	5	0	0	0	0	1	11.0	7	5	2	5	4	0	0	1	39	.179	0	1	0	0	1
22 Brocker, Cole	2.70	0	0	4	0	0	0	0	0	3.1	6	2	1	2	6	1	0	0	15	.400	0	0	0	0	0
26 Starr, Taylor	3.00	0	1	3	0	0	0	0	0	6.0	7	2	2	0	2	0	0	0	26	.269	0	2	0	0	0
10 Davis, Dylan	4.50	0	0	1	0	0	0	0	0	2.0	3	3	1	0	2	1	0	0	9	.333	0	1	0	0	0
41 Child, Dan	4.82	0	1	2	2	0	0	0	0	9.1	16	13	5	1	5	2	1	1	45	.356	0	1	0	0	1
32 Wilkerson, Riley	6.00	0	0	2	2	0	0	0	0	6.0	9	4	4	3	2	1	1	0	24	.375	3	1	0	0	2
28 Wetzler, Ben	7.84	2	0	2	2	0	0	0	0	10.1	14	9	9	3	2	5	0	0	42	.333	0	1	0	0	1
20 Baylis, Cole	9.72	0	1	2	2	0	0	0	0	8.1	13	10	9	5	5	2	0	1	35	.371	3	3	0	1	0
24 Schultz, Scott	10.50	0	0	4	0	0	0	0	0	6.0	8	8	7	3	2	2	1	1	23	.348	0	2	0	0	1
37 Rodriguez, Carlos	10.80	0	0	3	0	0	0	0	0	1.2	2	2	2	6	1	0	0	0	5	.400	1	0	0	0	0
18 Fielding, Matt	20.25	0	0	2	0	0	0	0	0	1.1	6	3	3	3	1	2	1	0	10	.600	0	0	0	0	0
38 Reser, Zack	27.00	0	0	1	0	0	0	0	0	0.1	1	1	1	0	0	0	0	0	2	.500	0	0	0	0	0
2 Dunn, Ryan	99.00	0	0	1	0	0	0	0	0	0.0	2	4	1	1	0	0	0	0	3	.667	0	0	0	0	0
Totals	5.93	5	3	8	8	0	0	0	2	71.1	97	67	47	34	41	16	4	5	297	.327	7	12	0	2	7
Opponents	4.50	3	5	8	8	0	0	0	0	74.0	75	57	37	57	68	12	1	4	279	.269	8	12	3	2	13

PB - Team (3), Rodriguez, J 3, Opp (5). Pickoffs - Team (1), Rodriguez, J 1, Opp (1). SBA/ATT - Rodriguez, J (4-8), Child, D. (2-3), Baylis, C. (0-2), Boyd, M. (0-1), Wetzler, B. (1-1), Rodriguez, C (1-1).

2012 Oregon State Baseball Season In Review

2012 March Statistics

Overall: 11-5 ▪ Home: 5-4 ▪ Road: 3-1 ▪ Neutral: 3-0 ▪ Pac-12: 5-3

Offense

Player	AVG	GP	GS	AB	R	H	2B	3B	HR	RBI	TB	SLG%	BB	HBP	SO	GDP	OB%	SF	SH	SB	ATT	PO	A	E	FLD%
1 Smith, Tyler	.492	16	14	59	17	29	5	1	0	15	36	.610	6	1	5	2	.537	1	4	5	5	19	49	4	.944
2 Dunn, Ryan	.373	16	16	59	16	22	6	0	3	12	37	.627	6	3	3	1	.431	4	2	1	1	15	51	6	.917
10 Davis, Dylan	.338	15	15	68	13	23	8	0	2	19	37	.544	1	2	9	0	.361	1	0	2	2	15	3	0	1.000
8 Conforto, Michael	.338	16	16	68	11	23	5	0	3	24	37	.544	4	2	15	2	.387	1	0	0	1	14	0	0	1.000
33 Barnes, Ryan	.264	16	16	53	11	14	5	0	0	5	19	.358	7	5	5	2	.400	0	5	1	2	122	1	0	1.000
13 Rodriguez, Jake	.256	13	13	39	6	10	2	0	0	9	12	.308	3	5	9	3	.375	1	2	2	2	70	22	1	.989
40 Gordon, Max	.250	14	12	44	13	11	3	1	0	5	16	.364	7	4	6	0	.400	0	5	2	2	15	1	0	1.000
3 Keyes, Kevin	.245	15	11	49	10	12	2	0	0	5	14	.286	3	1	10	1	.296	1	2	0	0	2	9	0	1.000
16 Gorton, Ryan	.214	10	3	14	1	3	0	0	0	3	3	.214	1	1	4	0	.313	0	0	0	0	24	5	0	1.000
4 Tommasini, John	.189	15	12	37	8	7	1	0	0	5	8	.216	8	1	11	0	.348	0	5	0	1	37	36	2	.973
9 Hayes, Danny	.171	14	10	35	6	6	3	0	0	4	9	.257	11	0	8	0	.370	0	1	0	0	68	4	2	.973
35 Matthews, Joey	.125	12	1	8	2	1	0	0	0	1	1	.125	1	0	3	0	.222	0	0	0	0	2	0	0	1.000
25 Dunatov, Jordan	.000	4	1	6	0	0	0	0	0	0	0	.000	0	0	2	0	.000	0	0	0	0	2	0	1	.667
39 Dettman, Ryan	.000	7	2	5	1	0	0	0	0	0	0	.000	0	0	2	0	.000	0	0	0	0	5	0	0	1.000
6 Esposito, Nate	.000	5	0	2	0	0	0	0	0	0	0	.000	0	0	0	0	.000	0	0	0	0	11	1	0	1.000
17 Montgomery, Sam	.000	2	0	1	0	0	0	0	0	0	0	.000	0	0	1	0	.000	0	0	0	0	0	0	0	.000
28 Wetzler, Ben	.000	1	1	0	0	0	0	0	0	0	0	.000	0	0	0	0	.000	0	0	0	0	2	9	0	1.000
30 Howell, Ryan	.000	1	0	0	0	0	0	0	0	0	0	.000	1	0	0	0	1.000	0	0	0	0	0	0	0	.000
41 Child, Dan	.000	1	1	0	0	0	0	0	0	0	0	.000	0	0	0	0	.000	0	0	0	0	1	10	0	1.000
Totals	.294	16	16	547	115	161	40	2	8	107	229	.419	59	25	93	11	.383	9	26	13	16	426	224	18	.973
Opponents	.241	16	16	511	60	123	22	1	6	55	165	.323	56	10	112	16	.326	3	16	6	18	415	174	27	.956

LOB - Team (136), Opp (111). DPs turned - Team (18), Opp (13). CI - Team (1), Rodriguez, J 1. IBB - Team (5), Rodriguez, J 1, Davis, D. 1, Hayes, D. 1, Conforto, M. 1, Keyes, K. 1, Opp (3). Picked off - Gordon, M. 1.

Pitching

Player	ERA	W	L	APP	GS	CG	SHO	CBO	SV	IP	H	R	ER	BB	SO	2B	3B	HR	AB	B/Avg	WP	HBP	BK	SFA	SHA
24 Schultz, Scott	0.00	1	0	4	0	0	0	1	0	5.0	10	5	0	1	1	1	0	0	22	.455	0	1	0	0	2
37 Rodriguez, Carlos	0.00	0	0	2	0	0	0	0	0	4.0	2	0	0	4	3	0	0	0	12	.167	1	0	0	0	0
20 Baylis, Cole	0.00	0	0	1	1	0	0	0	0	0.2	0	0	0	3	0	0	0	0	1	.000	0	0	0	0	0
41 Child, Dan	0.72	3	0	5	5	0	0	1	0	37.1	26	7	3	9	32	6	0	0	124	.210	1	4	0	0	4
31 Boyd, Matt	0.96	0	0	6	0	0	0	0	0	9.1	6	1	1	1	10	1	0	1	33	.182	1	0	0	0	1
28 Wetzler, Ben	1.78	2	0	5	5	1	1	0	0	35.1	20	8	7	12	29	4	0	0	120	.167	2	3	0	0	2
16 Gorton, Ryan	3.38	0	0	3	0	0	0	0	0	2.2	2	1	1	0	3	0	0	0	9	.222	0	1	0	0	1
32 Wilkerson, Riley	4.26	1	0	2	1	0	0	0	0	6.1	6	3	3	4	5	2	0	0	24	.250	0	0	2	0	1
11 Fry, Jace	5.14	1	1	3	3	0	0	0	0	14.0	15	12	8	10	10	1	0	1	55	.273	1	1	0	2	3
36 Bryant, Tony	6.23	2	1	7	0	0	0	0	3	8.2	8	6	6	2	9	2	0	0	33	.242	0	0	0	0	0
22 Brocker, Cole	6.75	0	3	6	0	0	0	0	0	9.1	14	8	7	1	7	2	0	4	40	.350	1	0	0	0	0
26 Starr, Taylor	6.75	1	0	5	0	0	0	0	0	8.0	11	6	6	5	1	3	1	0	31	.355	2	0	0	1	2
38 Reser, Zack	9.00	0	0	3	0	0	0	0	0	1.0	3	1	1	1	1	0	0	0	6	.500	1	0	0	0	0
10 Davis, Dylan	54.00	0	0	1	1	0	0	0	0	0.1	0	2	2	3	1	0	0	0	1	.000	0	0	0	0	0
Totals	2.85	11	5	16	16	1	2	1	3	142.0	123	60	45	56	112	22	1	6	511	.241	10	10	2	3	16
Opponents	6.31	5	11	16	16	0	0	0	5	138.1	161	115	97	59	93	40	2	8	547	.294	11	25	4	9	26

PB - Team (6), Rodriguez, J 4, Gorton, R. 2, Opp (4). Pickoffs - Team (2), Rodriguez, J 1, Boyd, M. 1, Opp (1). SBA/ATT - Rodriguez, J (4-14), Wetzler, B. (2-6), Child, D. (1-5), Gorton, R. (2-3), Brocker, C. (2-2), Schultz, S. (0-1), Boyd, M. (0-1), Starr, T. (0-1), Bryant, T. (0-1), Rodriguez, C (1-1).

2012 Oregon State Baseball Season In Review

2012 April Statistics

Overall: 12-6 • Home: 7-1 • Road: 5-5 • Pac-12: 4-6

Offense

Player	AVG	GP	GS	AB	R	H	2B	3B	HR	RBI	TB	SLG%	BB	HBP	SO	GDP	OB%	SF	SH	SB	ATT	PO	A	E	FLD%
8 Conforto, Michael	.338	18	18	65	12	22	2	1	3	23	35	.538	6	6	8	2	.442	0	2	1	1	22	1	0	1.000
16 Gorton, Ryan	.333	18	16	57	16	19	4	0	0	9	23	.404	13	2	6	1	.472	0	0	0	1	34	5	1	.975
35 Matthews, Joey	.333	14	11	36	9	12	3	2	1	5	22	.611	5	2	10	3	.442	0	1	1	2	19	0	0	1.000
13 Rodriguez, Jake	.327	17	16	55	6	18	3	0	1	12	24	.436	6	1	7	1	.403	0	0	0	0	77	21	0	1.000
1 Smith, Tyler	.290	18	18	62	13	18	2	0	1	11	23	.371	12	1	10	3	.408	1	6	4	6	27	52	5	.940
40 Gordon, Max	.273	14	6	22	4	6	0	0	0	3	6	.273	2	6	2	0	.452	1	0	0	1	15	0	0	1.000
2 Dunn, Ryan	.254	18	18	67	12	17	6	0	3	7	32	.478	12	0	10	2	.367	0	0	0	0	16	35	2	.962
30 Howell, Ryan	.250	4	0	4	0	1	0	0	0	1	1	.250	0	0	1	0	.250	0	0	0	0	0	0	0	.000
4 Tommasini, John	.244	16	15	45	8	11	0	0	0	1	11	.244	5	0	15	0	.320	0	7	2	2	22	58	0	1.000
6 Esposito, Nate	.222	4	2	9	3	2	0	0	0	1	2	.222	0	0	2	0	.200	1	0	0	0	19	2	1	.955
33 Barnes, Ryan	.200	17	15	55	7	11	1	0	0	3	12	.218	6	3	9	0	.308	1	4	5	5	122	7	0	1.000
3 Keyes, Kevin	.200	13	10	35	3	7	2	0	0	3	9	.257	1	1	5	2	.237	1	0	1	1	58	6	1	.985
10 Davis, Dylan	.155	15	15	58	2	9	4	0	1	6	16	.276	2	1	15	1	.197	0	0	2	3	21	0	0	1.000
17 Montgomery, Sam	.000	3	0	2	1	0	0	0	0	0	0	.000	0	1	1	0	.333	0	0	0	0	0	0	0	.000
39 Dettman, Ryan	.000	8	0	1	2	0	0	0	0	1	0	.000	0	0	0	0	.000	0	0	1	1	0	0	0	.000
9 Hayes, Danny	.000	1	1	1	0	0	0	0	0	0	0	.000	0	0	1	0	.000	0	0	0	0	5	0	2	.714
25 Dunatov, Jordan	.000	1	0	1	0	0	0	0	0	0	0	.000	0	0	1	0	.000	0	0	0	0	0	0	0	.000
26 Starr, Taylor	.000	1	1	0	0	0	0	0	0	0	0	.000	0	0	0	0	.000	0	0	0	0	1	4	0	1.000
12 Rulli, Nick	.000	2	0	0	0	0	0	0	0	1	0	.000	0	0	0	0	.000	1	0	0	0	0	0	0	.000
31 Boyd, Matt	.000	1	0	0	0	0	0	0	0	0	0	.000	0	0	0	0	.000	0	0	0	0	4	3	0	1.000
Totals	.266	18	18	575	98	153	27	3	10	87	216	.376	70	24	103	15	.366	6	20	17	23	468	222	13	.982
Opponents	.249	18	18	571	62	142	19	5	4	53	183	.320	51	16	127	13	.326	3	13	10	25	462	192	20	.970

LOB - Team (135), Opp (125). DPs turned - Team (14), Opp (19). CI - Team (1), Esposito, N. 1. IBB - Team (3), Conforto, M. 1, Davis, D. 1, Dunn, R. 1, Opp (3).

Pitching

Player	ERA	W	L	APP	GS	CG	SHO	CBO	SV	IP	H	R	ER	BB	SO	2B	3B	HR	AB	B/Avg	WP	HBP	BK	SFA	SHA
38 Reser, Zack	0.00	0	0	5	0	0	0	0	0	3.2	2	0	0	3	3	0	0	0	11	.182	2	1	0	0	0
20 Baylis, Cole	0.00	0	0	2	0	0	0	0	0	1.0	0	0	0	1	2	0	0	0	3	.000	1	0	0	0	0
10 Davis, Dylan	0.00	0	0	1	0	0	0	0	0	1.0	0	0	0	0	0	0	0	0	3	.000	0	0	0	0	0
24 Schultz, Scott	1.00	1	0	7	0	0	0	0	0	9.0	9	1	1	3	9	1	0	0	35	.257	0	0	0	0	0
11 Fry, Jace	1.42	3	2	5	5	2	1	0	0	38.0	24	11	6	9	25	1	0	0	128	.188	1	6	0	1	5
16 Gorton, Ryan	1.42	1	0	4	0	0	0	0	0	6.1	5	1	1	1	7	2	2	0	21	.238	1	0	0	0	0
36 Bryant, Tony	1.93	1	0	7	0	0	0	1	4	9.1	13	2	2	2	11	3	0	0	38	.342	2	0	0	1	1
26 Starr, Taylor	2.41	3	0	6	3	0	0	0	0	18.2	12	5	5	7	15	2	0	0	62	.194	2	3	0	0	4
28 Wetzler, Ben	3.24	1	2	4	4	0	0	0	0	25.0	23	12	9	9	19	3	1	1	90	.256	4	5	1	1	2
22 Brocker, Cole	3.68	0	0	8	0	0	0	0	0	7.1	6	4	3	4	9	1	0	1	28	.214	0	0	0	0	0
41 Child, Dan	4.50	1	2	5	5	0	0	1	0	28.0	34	15	14	6	22	4	0	2	114	.298	3	0	1	0	1
31 Boyd, Matt	9.39	1	0	10	0	0	0	1	1	7.2	12	8	8	4	5	2	2	0	33	.364	0	1	0	0	0
37 Rodriguez, Carlos	18.00	0	0	2	0	0	0	0	0	1.0	1	2	2	1	0	0	0	0	4	.250	0	0	0	0	0
32 Wilkerson, Riley	99.00	0	0	1	1	0	0	0	0	0.0	1	1	1	1	0	0	0	0	1	1.000	1	0	0	0	0
Totals	3.00	12	6	18	18	2	2	1	5	156.0	142	62	52	51	127	19	5	4	571	.249	17	16	2	3	13
Opponents	4.73	6	12	18	18	0	1	1	2	154.0	153	98	81	70	103	27	3	10	575	.266	13	24	3	6	20

PB - Team (6), Gorton, R. 3, Esposito, N. 2, Rodriguez, J. 1, Opp (3). SBA/ATT - Rodriguez, J. (3-13), Gorton, R. (6-9), Wetzler, B. (1-5), Child, D. (4-5), Fry, J. (3-5), Esposito, N. (1-2), Starr, T. (1-2), Boyd, M. (0-2), Reser, Z. (0-2), Bryant, T. (1-1), Schultz, S. (0-1).

2012 Oregon State Baseball Season In Review

2012 May Statistics

Overall: 10-4 • Home: 6-1 • Road: 3-3 • Pac-12: 9-3

Offense

Player	AVG	GP	GS	AB	R	H	2B	3B	HR	RBI	TB	SLG%	BB	HBP	SO	GDP	OB%	SF	SH	SB	ATT	PO	A	E	FLD%
12 Rulli, Nick	1.000	5	0	1	0	1	1	0	0	1	2	2.000	0	0	0	0	1.000	0	1	0	0	0	0	0	.000
9 Hayes, Danny	.463	14	12	41	12	19	4	0	4	15	35	.854	11	1	4	2	.554	3	0	0	0	0	0	0	.000
2 Dunn, Ryan	.345	14	14	55	7	19	6	0	1	10	28	.509	6	0	6	0	.403	1	3	0	2	12	37	1	.980
33 Barnes, Ryan	.319	13	13	47	8	15	2	0	2	8	23	.489	11	2	6	1	.467	0	1	2	2	25	0	0	1.000
40 Gordon, Max	.310	13	7	29	4	9	2	0	0	3	11	.379	1	1	2	0	.344	1	5	0	0	13	0	0	1.000
8 Conforto, Michael	.309	14	14	55	16	17	4	0	5	17	36	.655	11	2	10	1	.441	0	0	0	0	19	2	1	.955
10 Davis, Dylan	.300	4	2	10	1	3	0	1	0	3	5	.500	0	0	0	1	.273	1	0	0	0	4	0	0	1.000
16 Gorton, Ryan	.297	11	10	37	2	11	0	0	0	1	11	.297	5	1	6	0	.395	0	0	0	1	51	7	0	1.000
3 Keyes, Kavin	.275	14	14	51	6	14	3	2	0	7	21	.412	7	1	6	1	.373	0	3	1	2	150	8	2	.988
1 Smith, Tyler	.271	14	14	59	10	16	2	0	0	5	18	.305	6	2	7	2	.358	0	3	0	0	22	38	1	.984
35 Matthews, Joey	.261	10	6	23	6	6	1	0	0	2	7	.304	0	4	5	1	.370	0	1	0	0	16	0	0	1.000
13 Rodriguez, Jake	.250	13	13	44	4	11	3	0	0	3	14	.318	3	3	7	1	.333	1	1	1	1	39	40	2	.975
4 Tommasini, John	.045	13	7	22	1	1	0	0	0	0	1	.045	1	1	6	0	.125	0	3	0	0	22	31	0	1.000
39 Dettman, Ryan	.000	6	0	1	4	0	0	0	0	0	0	.000	0	0	1	0	.000	0	0	1	1	1	0	0	1.000
6 Esposito, Nate	.000	2	0	0	0	0	0	0	0	1	0	.000	1	0	0	0	1.000	0	0	0	0	3	0	0	1.000
31 Boyd, Matt	.000	2	0	0	0	0	0	0	0	0	0	.000	0	0	0	0	.000	0	0	0	0	1	3	0	1.000
Totals	.299	14	14	475	81	142	28	3	12	76	212	.446	63	18	66	10	.396	7	21	5	9	384	188	8	.986
Opponents	.270	14	14	470	60	127	26	4	4	58	173	.368	51	14	89	15	.356	5	15	7	12	374	153	8	.985

LOB - Team (129), Opp (111). DPs turned - Team (16), Opp (12). IBB - Team (4), Conforto, M. 2, Hayes, D. 1, Barnes, R. 1, Opp (6). Picked off - Keyes, K. 1.

Pitching

Player	ERA	W	L	APP	GS	CG	SHO	CBO	SV	IP	H	R	ER	BB	SO	2B	3B	HR	AB	B/Avg	WP	HBP	BK	SFA	SHA
10 Davis, Dylan	0.00	1	0	5	0	0	0	0	1	3.0	1	0	0	2	2	0	0	0	9	.111	0	1	0	0	0
24 Schultz, Scott	2.12	1	1	8	0	0	0	1	2	17.0	4	4	4	2	11	2	0	0	51	.078	0	4	0	0	2
11 Fry, Jace	2.87	1	0	4	4	1	0	0	0	31.1	25	11	10	13	14	3	0	0	114	.219	2	1	0	0	3
41 Child, Dan	3.04	2	0	4	3	1	0	0	1	26.2	25	11	9	7	19	6	1	0	90	.278	1	3	0	4	4
28 Wetzler, Ben	4.03	2	0	4	4	0	0	0	0	22.1	29	10	10	15	17	7	0	1	90	.322	2	3	0	0	1
26 Starr, Taylor	4.38	1	1	3	3	0	0	1	0	12.1	18	7	6	6	8	3	1	0	50	.360	0	1	0	0	2
31 Boyd, Matt	4.50	1	0	8	0	0	0	0	0	6.0	7	4	3	3	8	1	0	1	24	.292	0	1	0	0	1
22 Brocker, Cole	4.91	0	0	6	0	0	0	0	0	3.2	4	5	2	2	4	1	0	1	14	.286	0	0	0	1	1
36 Bryant, Tony	6.75	1	1	4	0	0	0	0	1	5.1	8	4	4	1	6	1	0	1	21	.381	0	0	0	0	1
16 Gorton, Ryan	81.00	0	1	2	0	0	0	0	0	0.1	4	3	3	0	0	1	2	0	5	.800	0	0	0	0	0
18 Fielding, Matt	99.00	0	0	1	0	0	0	0	0	0.0	2	1	1	0	0	1	0	0	2	1.000	0	0	0	0	0
Totals	3.59	10	4	14	14	2	1	1	5	128.0	127	60	51	51	89	26	4	4	470	.270	5	14	0	5	15
Opponents	5.56	4	10	14	14	0	0	0	2	124.2	142	81	77	63	66	28	3	12	475	.299	5	18	2	7	21

PB - Team (6), Gorton, R. 4, Rodriguez, J 2, Opp (2). Pickoffs - Team (3), Rodriguez, J 2, Starr, T. 1, Opp (1). SBA/ATT - Rodriguez, J (3-6), Gorton, R. (4-6), Fry, J. (4-5), Wetzler, B. (0-2), Child, D. (0-2), Starr, T. (2-2), Brocker, C. (1-1).

2012 Oregon State Baseball Season In Review

2012 June/Postseason Statistics

Overall: 2-2 ▪ Road: 0-2 ▪ Neutral: 2-0

Offense

Player	AVG	GP	GS	AB	R	H	2B	3B	HR	RBI	TB	SLG%	BB	HBP	SO	GDP	OB%	SF	SH	SB	ATT	PO	A	E	FLD%
8 Conforto, Michael	.429	4	4	14	2	6	2	0	0	5	8	.571	2	0	2	0	.471	1	0	0	0	4	0	0	1.000
35 Matthews, Joey	.375	4	2	8	1	3	1	0	0	1	4	.500	0	1	2	0	.444	0	0	0	0	4	0	0	1.000
33 Barnes, Ryan	.353	4	4	17	4	6	3	0	0	1	9	.529	1	0	2	1	.389	0	0	1	1	3	0	0	1.000
13 Rodriguez, Jake	.286	2	2	7	2	2	0	0	0	0	2	.286	0	2	1	0	.444	0	0	0	0	9	3	0	1.000
4 Tommasini, John	.273	4	4	11	3	3	0	0	0	2	3	.273	3	0	2	0	.429	0	1	0	0	10	13	1	.958
1 Smith, Tyler	.250	4	4	16	2	4	0	1	0	5	6	.375	1	2	5	0	.368	0	1	0	0	6	23	1	.967
16 Gorton, Ryan	.250	3	2	8	1	2	0	0	0	1	2	.250	0	0	2	0	.250	0	1	0	0	18	1	0	1.000
9 Hayes, Danny	.231	3	3	13	0	3	1	0	0	0	4	.308	1	0	5	1	.286	0	0	0	0	0	0	0	.000
3 Keyes, Kavin	.133	4	4	15	1	2	0	0	0	1	2	.133	1	0	3	0	.176	1	0	0	0	47	1	0	1.000
40 Gordon, Max	.125	3	2	8	3	1	0	0	0	0	1	.125	2	1	1	0	.364	0	0	0	0	2	0	0	1.000
2 Dunn, Ryan	.077	4	4	13	0	1	0	0	0	2	1	.077	3	0	2	0	.235	1	0	0	0	2	9	5	.688
10 Davis, Dylan	.000	1	1	3	0	0	0	0	0	0	0	.000	0	0	0	0	.000	0	0	0	0	2	0	0	1.000
39 Dettman, Ryan	.000	2	0	0	0	0	0	0	0	0	0	.000	0	0	0	0	.000	0	0	0	0	0	0	0	.000
6 Esposito, Nate	.000	2	0	0	0	0	0	0	0	0	0	.000	0	0	0	0	.000	0	0	0	0	1	1	1	.667
Totals	.248	4	4	133	19	33	7	1	0	18	42	.316	14	6	27	2	.340	3	3	1	1	108	58	9	.949
Opponents	.216	4	4	134	16	29	3	2	1	11	39	.291	13	6	30	3	.314	0	4	4	8	105	37	5	.966

LOB - Team (35), Opp (33). DPs turned - Team (3), Opp (2). IBB - Team (1), Conforto, M. 1.

Pitching

Player	ERA	W	L	APP	GS	CG	SHO	CBO	SV	IP	H	R	ER	BB	SO	2B	3B	HR	AB	B/Avg	WP	HBP	BK	SFA	SHA
28 Wetzler, Ben	0.00	1	0	1	1	0	0	0	0	8.2	8	2	0	3	8	0	0	0	31	.258	1	1	0	0	2
31 Boyd, Matt	0.00	0	0	2	0	0	0	0	1	3.0	1	0	0	0	4	0	0	0	10	.100	0	0	0	0	0
36 Bryant, Tony	0.00	1	0	2	0	0	0	0	0	1.2	1	0	0	1	0	0	0	0	6	.167	0	0	0	0	0
22 Broucker, Cole	0.00	0	0	1	0	0	0	0	0	0.1	0	0	0	0	0	0	0	0	1	.000	0	0	0	0	0
37 Rodriguez, Carlos	0.00	0	0	1	0	0	0	0	0	0.1	0	0	0	0	1	0	0	0	1	.000	1	0	0	0	0
32 Wilkerson, Riley	0.00	0	0	1	0	0	0	0	0	0.1	0	0	0	0	0	0	0	0	1	.000	0	0	0	0	0
24 Schultz, Scott	1.04	0	0	1	0	0	0	0	0	8.2	3	2	1	0	9	2	0	0	31	.097	0	1	0	0	0
11 Fry, Jace	1.80	0	0	1	1	0	0	0	0	5.0	4	1	1	3	4	0	1	0	19	.211	0	1	0	0	0
10 Davis, Dylan	4.50	0	1	2	0	0	0	0	0	2.0	1	1	1	2	4	1	0	0	7	.143	2	0	0	0	0
41 Child, Dan	6.75	0	1	1	1	0	0	0	0	5.1	7	5	4	2	1	0	0	0	22	.318	1	2	0	0	2
38 Reser, Zack	54.00	0	0	1	0	0	0	0	0	0.1	1	2	2	0	0	0	1	0	2	.500	1	1	0	0	0
26 Starr, Taylor	81.00	0	0	1	1	0	0	0	0	0.1	3	3	3	1	0	0	0	1	3	1.000	1	0	0	0	0
Totals	3.00	2	2	4	4	0	0	0	1	36.0	29	16	12	13	30	3	2	1	134	.216	7	6	0	0	4
Opponents	4.37	2	2	4	4	0	0	0	1	35.0	33	19	17	14	27	7	1	0	133	.248	3	6	0	3	3

SBA/ATT - Rodriguez, J (2-3), Wetzler, B. (1-2), Gorton, R. (1-2), Schultz, S. (0-1), Child, D. (0-1), Reser, Z. (1-1), Davis, D. (1-1), Starr, T. (0-1), Boyd, M. (1-1), Esposito, N. (1-1).

2012 Linescores

Game 1: Oregon State 7, UC Santa Barbara 3**Feb. 17**

Team	123 456 789	- R H E	REC
Oregon State	000 500 020	- 7 7 1	(1-0)
UC Santa Barbara	000 012 000	- 3 8 2	(0-1)
WP-Wetzler, Ben (1-0) LP-Vedo, Matthew (0-1) T-3:20 A-891			

Game 2: Oregon State 3, UC Santa Barbara 2**Feb. 18 (Game 1)**

Team	123 456 789	- R H E	REC
Oregon State	000 020 01X	- 3 4 1	(2-0)
UC Santa Barbara	001 010 00X	- 2 9 0	(0-2)
WP-Bryant, Tony (1-0) LP-Peterson, Jeremy (0-1) T-2:29 A-473			
HR UCSB - Wallace, Joe (1)			

Game 3: UC Santa Barbara 13, Oregon State 12**Feb. 18 (Game 2)**

Team	123 456 789 10 11 12	- R H E	
Oregon State	000 210 432 0	0 0	- 12 15 4
UC Santa Barbara	030 500 031 0	0 1	- 13 16 3
REC: OSU 2-1, UCSB 1-2			
WP-Vedo, Matthew (1-1) LP-Starr, Taylor (0-1) T-4:17 A-530			
HR UCSB - Trinkwon, Brandon (1), Palermo, Ryan (1)			

Game 4: Oregon State 8, UC Santa Barbara 6**Feb. 19**

Team	123 456 789	- R H E	REC
Oregon State	000 005 030	- 8 9 1	(3-1)
UC Santa Barbara	002 002 020	- 6 9 4	(1-3)
WP-Boyd, Matt (1-0) Save-Bryant, Tony(1) LP-Pettibone, Austin (0-1)			
T-3:32 A-646			
HR OSU - Conforto, Michael (1)			

Game 5: Oregon State 10, Pacific 7**Feb. 23**

Team	123 456 789	- R H E	REC
Oregon State	230 021 200	- 10 12 1	(4-1)
Pacific	002 122 000	- 7 11 1	(0-5)
WP-Wetzler, Ben (2-0) Save-Boyd, Matt(1) LP-Moeller, Paul (0-1)			
T-3:08 A-227			

Game 6: San Diego State 18, Oregon State 2**Feb. 24**

Team	123 456 789	- R H E	REC
Oregon State	001 000 100	- 2 7 2	(4-2)
San Diego State	400 131 72X	- 18 17 0	(2-4)
WP-Cederoth, Michael (2-0) LP-Baylis, Cole (0-1) T-3:54 A-655			

Game 7: San Diego 13, Oregon State 2**Feb. 25**

Team	123 456 789	- R H E	REC
Oregon State	020 000 000	- 2 8 3	(4-3)
San Diego	300 310 24X	- 13 16 1	(4-2)
WP-COVEY, Dylan (1-1) LP-Child, Dan (0-1) T-2:59 A-614			
HR USD - Haupt, Dillon (1)			

Game 8: Oregon State 13, Kansas State 5**Feb. 26**

Team	123 456 789	- R H E	REC
Oregon State	042 016 000	- 13 13 1	(5-3)
Kansas State	002 200 100	- 5 11 2	(3-4)
WP-Boyd, Matt (2-0) LP-Moore, Jared (0-1) T-3:30 A-252			
HR OSU - Conforto, Michael (2), Rodriguez, Jake (1), Hayes, Danny (1)			
HR KS - Kindel, Mike (2)			

Game 9: St. Mary's 5, Oregon State 4**March 1**

Team	123 456 789	- R H E	REC
Oregon State	000 400 000	- 4 7 1	(5-4)
St. Mary's	020 011 10X	- 5 8 1	(6-3)
WP-Keane, Patrick (1-0) Save-Barracough, Kyle(1)			
LP-Broker, Cole (0-1)			
T-2:30 A-366 A-366			
HR SMC - Wisdom, Patrick (1)			

Game 10: Oregon State 9, Winthrop 4**March 2**

Team	123 456 789	- R H E	REC
Winthrop	000 000 310	- 4 5 1	(1-9)
Oregon State	011 001 15X	- 9 10 1	(6-4)
WP-Bryant, Tony (2-0) LP-Gilroy, Michael (0-1) T-2:46 A-406			

Game 11: Oregon State 6, Saint Louis 5**March 3**

Team	123 456 789	- R H E	REC
Oregon State	000 103 200	- 6 12 0	(7-4)
Saint Louis	030 000 002	- 5 10 2	(6-5)
WP-Starr, Taylor (1-1) Save-Bryant, Tony(2) LP-Jensen, Steve (0-2)			
T-2:58 A-431			

Game 12: Oregon State 11, Northern Illinois 3**March 4**

Team	123 456 789	- R H E	REC
Northern Illinois	000 030 000	- 3 11 1	(0-11)
Oregon State	301 005 20X	- 11 16 3	(8-4)
WP-Schultz, Scott (1-0) LP-Manville, Tony (0-2) T-2:44 A-379			
HR OSU - Davis, Dylan (1)			

Game 13: Oregon State 11, West Virginia 0**March 9**

Team	123 456 7	- R H E	REC
Oregon State	010 030 7	- 11 8 1	(9-4)
West Virginia	000 000 0	- 0 1 1	(6-7)
WP-Wetzler, Ben (3-0) LP-WALTER, Corey (1-2) T-2:04 A-2255			

Game 14: Oregon State 8, Illinois 2**March 10 (Game 1)**

Team	123 456 789	- R H E	REC
Oregon State	060 002 000	- 8 7 0	(10-4)
Illinois	001 000 001	- 2 7 3	(6-6)
WP-Child, Dan (1-1) LP-Milroy, Matt (0-2) T-2:34 A-0			

Game 15: Connecticut 6, Oregon State 3**March 10 (Game 2)**

Team	123 456 789	- R H E	REC
Connecticut	010 011 210	- 6 8 0	(6-7)
Oregon State	101 100 000	- 3 7 2	(10-5)
WP-Fischer, David (1-2) Save-Oberg, Scott(3) LP-Broker, Cole (0-2)			
T-3:20 A-1579			
HR UCONN - Mazzilli, LJ (2)			

Game 16: Oregon State 11, Oklahoma 7**March 11**

Team	123 456 789	- R H E	REC
Oklahoma	250 000 000	- 7 8 5	(11-5)
Oregon State	000 210 53X	- 11 14 2	(11-5)
WP-Wilkerson, Riley (1-0) Save-Bryant, Tony(3) LP-Ladd, Kindle (0-1)			
T-3:28 A-1046			
HR OSU - Conforto, Michael (3), Davis, Dylan (2), Dunn, Ryan (1)			

Game 17: Oregon State 9, California 2**March 17 (Game 1)**

Team	123 456 789	- R H E	REC
Oregon State	110 210 220	- 9 14 1	(12-5)
California	200 000 000	- 2 6 4	(11-5)
WP-Wetzler, Ben (4-0) LP-Justin Jones (2-2) T-2:48 A-0			

Game 18: Oregon State 4, California 1**March 17 (Game 2)**

Team	123 456 789	- R H E	REC
Oregon State	200 100 001	- 4 4 2	(13-5)
California	000 010 000	- 1 5 3	(11-6)
WP-Child, Dan (2-1) Save-Bryant, Tony(4) LP-Matt Flemer (2-2)			
T-2:23 A-550			
HR OSU - Dunn, Ryan (2)			

Game 19: Oregon State 13, California 5**March 18**

Team	123 456 789	- R H E	REC
Oregon State	143 014 000	- 13 17 2	(14-5)
California	030 011 000	- 5 11 3	(11-7)
WP-Fry, Jace (1-0) LP-Kyle Porter (2-1) T-3:15 A-609			
HR CAL - Chad Bunting (3)			

Game 20: Oregon State 6, Arizona 5**March 23**

Team	123 456 789	- R H E	REC
Arizona	100 000 022	- 5 8 2	(16-7)
Oregon State	311 000 001	- 6 11 0	(15-5)
WP-Bryant, Tony (3-0) LP-Manthei, Stephen (3-2) T-3:10 A-1623			

Game 21: Arizona 5, Oregon State 4**March 23**

Team	123 456 789	- R H E	REC
Arizona	000 010 112	- 5 12 0	(17-7)
Oregon State	002 010 001	- 4 8 0	(15-6)
WP-Manthei, Stephen (4-2) Save-Troupe, Mathew(4)			
LP-Broker, Cole (0-3)			
T-3:03 A-1873 A-1873			
HR ARIZ - Brown, Bobby (1), Moore, Riley (1)			

2012 Linescores

Game 22: Arizona 7, Oregon State 5

March 23

Team	123 456 789	- R H E	REC
Arizona	000 241 000	- 7 9 1	(18-7)
Oregon State	020 120 000	- 5 6 2	(15-7)
WP-Farris, James (3-1) Save-Troupe, Mathew(5) LP-Fry, Jace (1-1)			
T-2:56 A-1512			
HR ARIZ - Mejia, Alex (3)			
HR OSU - Conforto, Michael (4)			

Game 23: Washington 3, Oregon State 2

March 31 (Game 1)

Team	123 456 789 10	- R H E	
Washington	100 000 000 2	- 3 7 0	(16-7)
Oregon State	000 100 000 1	- 2 5 1	(15-8)
WP-Kane, Tyler (1-0) Save-Palewicz, Nick(1) LP-Bryant, Tony (3-1)			
T-3:22 A-1051			

Game 24: Oregon State 9, Washington 0

March 31 (Game 2)

Team	123 456 789	- R H E	REC
Washington	000 000 000	- 0 7 0	(16-8)
Oregon State	010 220 22X	- 9 15 0	(16-8)
WP-Child, Dan (3-1) LP-Davis, Tyler (2-1) T-2:33 A-1026			
HR OSU - Conforto, Michael (5), Dunn, Ryan (3)			

Game 25: Oregon State 5, Washington 3

April 1

Team	123 456 789	- R H E	REC
Washington	210 000 000	- 3 7 0	(16-9)
Oregon State	200 020 10X	- 5 5 3	(17-8)
WP-Fry, Jace (2-1) Save-Bryant, Tony(5) LP-Voth, Austin (4-1)			
T-2:58 A-1012			
HR OSU - Conforto, Michael (6)			

Game 26: Oregon State 8, Portland 2

April 3

Team	123 456 789	- R H E	REC
Portland	100 010 000	- 2 7 2	(16-7)
Oregon State	002 202 20X	- 8 15 1	(18-8)
WP-Schultz, Scott (2-0) LP-McCallister, Matt (3-1) T-3:29 A-1003			

Game 27: Arizona State 8, Oregon State 2

April 5

Team	123 456 789	- R H E	REC
Oregon State	000 002 000	- 2 7 1	(18-9)
Arizona State	004 010 30X	- 8 13 3	(17-12)
WP-Rodgers, Brady (5-1) LP-Child, Dan (3-2) T-2:58 A-2811			
HR ASU - Ruiz, Abe (8)			

Game 28: Arizona State 3, Oregon State 2

April 6

Team	123 456 789	- R H E	REC
Oregon State	000 000 020	- 2 5 0	(18-10)
Arizona State	000 030 00X	- 3 7 1	(18-12)
WP-Williams, Trevor (6-2) Save-Barrett, Jake(5)			
LP-Wetzler, Ben (4-1) T-3:06 A-2948			

Game 29: Arizona State 5, Oregon State 1

April 7

Team	123 456 789	- R H E	REC
Oregon State	000 100 000	- 1 6 2	(18-11)
Arizona State	000 000 05X	- 5 10 0	(19-12)
WP-Ravago, Robert (3-0) LP-Fry, Jace (2-2) T-3:00 A-2622			
HR ASU - Rossiter, Max (1)			

Game 30: Oregon State 6, Nevada 5

April 9

Team	123 456 789	- R H E	REC
Oregon State	003 000 300	- 6 6 0	(19-11)
Nevada	200 000 030	- 5 10 1	(16-15)
WP-Starr, Taylor (2-1) Save-Bryant, Tony(6) LP-Marks, Troy (0-3)			
T-3:03 A-523			
HR OSU - Smith, Tyler (1)			

Game 31: Oregon State 10, Nevada 7

April 10

Team	123 456 789 10	- R H E	REC
Oregon State	021 400 000 3	- 10 12 0	(20-11)
Nevada	000 020 401 0	- 7 10 0	(16-16)
WP-Gorton, Ryan (1-0) Save-Bryant, Tony(7)			
LP-Blueberg, Colby (0-2) T-3:34 A-642			
HR OSU - Conforto, Michael 2 (8)			

Game 32: Oregon State 5, Arkansas-Pine Bluff 3

April 13

Team	123 456 789	- R H E	REC
Arkansas-Pine Bluff	000 003 000	- 3 5 3	(6-26-1)
Oregon State	011 000 21X	- 5 5 2	(21-11)
WP-Boyd, Matt (3-0) Save-Bryant, Tony(8) LP-Jones, Stanten (2-6)			
T-2:53 A-1587			

Game 33: Oregon State 12, Arkansas-Pine Bluff 2

April 14

Team	123 456 7	- R H E	REC
Arkansas-Pine Bluff	000 002 0	- 2 3 1	(6-27-1)
Oregon State	011 135 1	- 12 11 1	(22-11)
WP-Fry, Jace (3-2) LP-Newton, Vince (0-2) T-1:56 A-1968			
HR OSU - Dunn, Ryan (4), Matthews, Joey (1)			

Game 34: Oregon State 16, Arkansas-Pine Bluff 1

April 15

Team	123 456 789	- R H E	REC
Arkansas-Pine Bluff	000 010 000	- 1 2 2	(6-28-1)
Oregon State	141 400 42X	- 16 18 0	(23-11)
WP-Starr, Taylor (3-1) LP-Newby, Michael (1-6) T-2:26 A-1782			
HR OSU - Davis, Dylan (3)			

Game 35: Oregon State 5, Portland 0

April 16

Team	123 456 789	- R H E	REC
Oregon State	130 000 001	- 5 10 1	(24-11)
Portland	000 000 000	- 0 6 0	(20-11)
WP-Child, Dan (4-2) LP-Burright, Jeremy (0-1) T-2:35 A-611			
HR OSU - Rodriguez, Jake (2)			

Game 36: UCLA 4, Oregon State 0

April 20

Team	123 456 789	- R H E	REC
UCLA	001 020 100	- 4 7 0	(26-8)
Oregon State	000 000 000	- 0 2 0	(24-12)
WP-Plutko, Adam (5-2) LP-Wetzler, Ben (4-2) T-3:09 A-1962			
HR UCLA - Amaral, Beau (4)			

Game 37: Oregon State 3, UCLA 0

April 21

Team	123 456 789	- R H E	REC
UCLA	000 000 000	- 0 6 0	(26-9)
Oregon State	002 001 00X	- 3 11 0	(25-12)
WP-Fry, Jace (4-2) LP-Vander Tuig, Nick (4-3) T-2:42 A-2352			
HR OSU - Dunn, Ryan (5)			

Game 38: Oregon State 7, UCLA 6

April 22

Team	123 456 789	- R H E	REC
UCLA	020 000 202	- 6 12 3	(26-10)
Oregon State	200 200 30X	- 7 5 1	(26-12)
WP-Bryant, Tony (4-1) LP-Berg, David (4-2) T-3:17 A-2459			
HR UCLA - Regis, Cody (1)			

Game 39: Oregon State 7, Oregon 1

April 24

Team	123 456 789	- R H E	REC
Oregon State	024 100 000	- 7 9 1	(27-12)
Oregon	001 000 000	- 1 8 0	(27-13)
WP-Starr, Taylor (4-1) LP-Spencer, Jordan (2-2) T-2:47 A-2091			

Game 40: Oregon State 5, USC 3

April 27

Team	123 456 789	- R H E	REC
Oregon State	200 100 020	- 5 12 0	(28-12)
USC	000 002 001	- 3 9 2	(20-17)
WP-Wetzler, Ben (5-2) Save-Boyd, Matt(2) LP-Garcia, Brandon (3-4)			
T-2:47 A-578			
HR OSU - Dunn, Ryan (6)			

Game 41: USC 3, Oregon State 2

April 28

Team	123 456 789	- R H E	REC
Oregon State	010 010 000	- 2 5 0	(28-13)
USC	000 120 00X	- 3 6 1	(21-17)
WP-Triggs, Andrew (4-4) Save-Viramontes, Martin(5) LP-Fry, Jace (4-3) T-2:29 A-634			

Game 42: USC 6, Oregon State 2

April 29

Team	123 456 789	- R H E	REC
Oregon State	200 000 000	- 2 9 0	(28-14)
USC	041 000 10X	- 6 14 1	(22-17)
WP-Tarpley, Stephen (5-1) LP-Child, Dan (4-3) T-3:12 A-775			

Game 43: Stanford 8, Oregon State 2

May 4

Team	123 456 789	- R H E	REC
Stanford	000 000 035	- 8 13 2	(29-12)
Oregon State	000 000 200	- 2 9 1	(28-15)
WP-Appel, Mark (7-1) Save-Vanegas, AJ(2) LP-Gorton, Ryan (1-1)			
T-3:20 A-2061			

2012 Linescores

Game 44: Oregon State 4, Stanford 2

May 5

Team	123 456 789	- R H E	REC
Stanford	000 000 002	- 2 5 1	(29-13)
Oregon State	100 100 20X	- 4 6 0	(29-15)
WP-Fry, Jace (5-3) LP-McArdle, Dean (3-2) T-2:34 A-2917			
HR OSU - Barnes, Ryan (1)			

Game 45: Oregon State 5, Stanford 4

May 6

Team	123 456 789 10	- R H E	REC
Stanford	000 002 002 0	- 4 8 0	(29-14)
Oregon State	120 000 010 1	- 5 12 1	(30-15)
WP-Bryant, Tony (5-1) LP-Piscotty, Stephen (2-2) T-3:33 A-2795			

Game 46: Oregon 3, Oregon State 2

May 8

Team	123 456 789	- R H E	REC
Oregon State	000 000 020	- 2 5 1	(30-16)
Oregon	300 000 00X	- 3 6 0	(35-14)
WP-Housey, Joey (3-0) Save-Sherly, Jimmie(13)			
LP-Starr, Taylor (4-2)			
T-3:00 A-2726			

Game 47: Oregon State 11, Utah 10

May 11

Team	123 456 789	- R H E	REC
Oregon State	600 311 000	- 11 15 2	(31-16)
Utah	000 401 221	- 10 18 1	(12-34)
WP-Wetzler, Ben (6-2) Save-Bryant, Tony(9) LP-Duke, Brock (2-5)			
T-3:24 A-443			
HR OSU - Conforto, Michael 2 (10), Dunn, Ryan (7)			
HR UTAH - Nielsen, Trey			

Game 48: Utah 4, Oregon State 3

May 12

Team	123 456 789 10 11	- R H E	REC
Oregon State	010 000 100	0 1 - 3 10 1	(31-17)
Utah	000 010 010	0 2 - 4 7 1	(13-34)
WP-Green, Nick (1-0) LP-Bryant, Tony (5-2) T-3:06 A-700			

Game 49: Oregon State 5, Utah 4

May 13

Team	123 456 789 10	- R H E	REC
Oregon State	003 000 001	1 - 5 14 2	(32-17)
Utah	011 011 000 0	- 4 9 0	(13-35)
WP-Child, Dan (5-3) LP-Green, Nick (1-1) T-3:26 A-539			
HR OSU - Conforto, Michael (11)			

Game 50: Oregon State 12, Portland 4

May 15

Team	123 456 789	- R H E	REC
Portland	040 000 000	- 4 7 1	(25-19)
Oregon State	250 000 32X	- 12 12 0	(33-17)
WP-Schultz, Scott (3-0) LP-Watts, Kody (2-3) T-2:34 A-1538			

Game 51: Oregon State 10, Washington State 2

May 18

Team	123 456 789	- R H E	REC
Oregon State	430 001 020	- 10 13 0	(34-17)
Washington State	100 001 000	- 2 7 0	(25-25)
WP-Boyd, Matt (4-0) LP-Chleborad, Tanner (4-3) T-3:18 A-622			
HR OSU - Barnes, Ryan (2), Conforto, Michael (12), Hayes, Danny 2 (3)			
HR WSU - Ard, Taylor (12)			

Game 52: Washington State 9, Oregon State 5

May 19

Team	123 456 789	- R H E	REC
Oregon State	201 001 001	- 5 9 0	(34-18)
Washington State	300 101 004	- 9 10 0	(26-25)
WP-Drobnick, Anthony (4-2) LP-Schultz, Scott (3-1) T-3:18 A-1253			
HR OSU - Hayes, Danny (4)			
HR WSU - Jones, P.J. (1)			

Game 53: Oregon State 7, Washington State 5

May 20

Team	123 456 789	- R H E	REC
Oregon State	004 021 000	- 7 15 0	(35-18)
Washington State	000 210 101	- 5 12 1	(26-26)
WP-Child, Dan (6-3) Save-Davis, Dylan(1) LP-Swannack, Kyle (3-5)			
T-3:15 A-682			
HR OSU - Conforto, Michael (13)			

Game 54: Oregon State 7, Oregon 3

May 25

Team	123 456 789	- R H E	REC
Oregon	210 000 000	- 3 8 1	(42-15)
Oregon State	200 030 20X	- 7 9 0	(36-18)
WP-Wetzler, Ben (7-2) Save-Schultz, Scott (1)			
LP-Keudell, Alex (10-4)			
T-3:12 A-3061			
HR ORE - Healy, Ryon (4)			

Game 55: Oregon State 3, Oregon 2

May 26

Team	123 456 789	- R H E	REC
Oregon	002 000 000	- 2 9 0	(42-16)
Oregon State	000 002 10X	- 3 6 0	(37-18)
WP-Davis, Dylan (1-0) Save-Child, Dan (1) LP-Reed, Jake (6-4)			
T-3:02 A-2894			
HR OSU - Hayes, Danny (5)			

Game 56: Oregon State 5, Oregon 0

May 26

Team	123 456 789	- R H E	REC
Oregon	000 000 000	- 0 8 0	(42-17)
Oregon State	101 000 30X	- 5 7 0	(38-18)
WP-Starr, Taylor (5-2) Save-Schultz, Scott (2) LP-Gold, Jeff (8-4)			
T-2:36 A-2971			

Game 57: Oregon State 2, Belmont 1

June 1

Team	123 456 789	- R H E	REC
Belmont	000 010 000	- 1 6 1	(39-23)
Oregon State	010 001 00X	- 2 3 0	(39-18)
WP-Bryant, Tony (6-2) Save-Boyd, Matt (3) LP-Brookshire, Chase (8-4)			
T-2:31 A-10041			

Game 58: LSU 7, Oregon State 1

June 2

Team	123 456 789	- R H E	REC
Oregon State	001 000 000	- 1 7 2	(39-19)
LSU	022 001 02X	- 7 8 0	(45-16)
WP-Gausman, Kevin (11-1) LP-Child, Dan (6-4) T-3:16 A-11535			

Game 59: Oregon State 11, Louisiana-Monroe 2

June 3

Team	123 456 789	- R H E	REC
Louisiana-Monroe	001 000 001	- 2 8 3	(32-30)
Oregon State	040 320 20X	- 11 13 3	(40-19)
WP-Wetzler, Ben (8-2) LP-Aulds, Shelby (3-3) T-3:09 A-10369			

Game 60: LSU 6, Oregon State 5

June 3

Team	123 456 789 10	- R H E	REC
LSU	300 000 101	1 - 6 7 1	(46-16)
Oregon State	110 102 000	0 - 5 10 4	(40-20)
WP-Cotton, Chris (7-0) Save-Goody, Nick (11) LP-Davis, Dylan (1-1)			
T-3:38 A-11036			
HR LSU - Rhymes, Raph (4)			

Updated Career Records

Batting average

(minimum 260 at-bats)

1. Jay Dean, 1952-55.....	.379
2. A.J. Marquardt, 1993-94.....	.373
3. Jacoby Ellsbury, 2003-05.....	.365
4. Joe Gerber, 1997-2000.....	.362
Brian Barden, 2000-02.....	.362
6. Ben Bertrand, 1996-98.....	.358
7. Dan Cunningham, 1971-73.....	.354
8. Chris Biles, 2000-03.....	.353
9. Dave Brundage, 1984-86.....	.350
Mike Leone, 1996-97.....	.350

At-bats

1. Darwin Barney, 2006-07.....	765
2. Andy Jarvis, 2000-03.....	725
3. Shea McFeely, 2004-06.....	653
4. Jon Yonemitsu, 1990-93.....	648
5. Jacoby Ellsbury, 2003-05.....	646
6. Ken Bowen, 1984-87.....	643
7. Brian Barden, 2000-02.....	639
8. Mitch Canham, 2004-07.....	617
9. Aaron Anderson, 1988-92.....	613
10. Pete Rowe, 1974-77.....	593

Hits

1. Darwin Barney, 2005-07.....	238
2. Jacoby Ellsbury, 2003-05.....	236
3. Andy Jarvis, 2000-03.....	232
4. Brian Barden, 2000-02.....	231
5. Ken Bowen, 1984-87.....	206
6. Joe Gerber, 1997-2000.....	201
7. Chris Biles, 2000-03.....	199
8. Shea McFeely, 2004-06.....	198
9. Mitch Canham, 2004-07.....	194
10. Drew Hedges, 1997-2000.....	187

Runs

1. Jacoby Ellsbury, 2003-05.....	168
2. Darwin Barney, 2005-07.....	152
3. Ken Bowen, 1984-87.....	150
4. Todd Thomas, 1980-83.....	148
Brian Barden, 2000-02.....	148
6. Shea McFeely, 2004-06.....	142
7. Andy Jarvis, 2000-03.....	141
8. Drew Hedges, 1997-2000.....	139
9. Mitch Canham, 2004-07.....	134
Ryan Lipe, 1995-98.....	134
Joe Gerber, 1997-2000.....	134

Doubles

1. Chris Biles, 2000-03.....	49
2. Joe Gerber, 1997-2000.....	44
3. Josh Carter, 1999-2001.....	42
Andy Jarvis, 2000-03.....	42
5. Darwin Barney, 2005-07.....	40
6. Brian Barden, 2000-02.....	39
7. Seth Pietsch, 2001-03.....	38
Chris Kunda, 2003-06.....	38
9. Drew Hedges, 1997-2000.....	37
Jacoby Ellsbury, 2003-05.....	37

Triples

1. Todd Thomas, 1980-83.....	13
2. Chuck Fisk, 1952-55.....	10
Seth Pietsch, 2001-03.....	10
4. Jeff Doyle, 1975-77.....	9
Eric Stark, 1998-2001.....	9
Aaron Mathews, 2002-04.....	9
7. Dave Backen, 1978-81.....	8
Dave Schoppe, 1988-91.....	8
Abino Vazquez, 1996-97.....	8
Jacoby Ellsbury, 2003-05.....	8
Shea McFeely, 2004-06.....	8
Cole Gillespie, 2004-06.....	8
Darwin Barney, 2005-07.....	8



Shea McFeely

Home runs

1. Joe Gerber, 1997-2000.....	34
Andy Jarvis, 2000-03.....	34
3. Al Hunsinger, 1980-81.....	28
4. Bob McNair, 1978-80.....	27
Jim Wilson, 1980-82.....	27
6. Matt Bailie, 1995-98.....	25
Brian Barden, 2000-02.....	25
Mitch Canham, 2004-07.....	25
9. Seth Pietsch, 2001-03.....	22
10. Steve Smith, 1981-83.....	21
David Schmidt, 1994-96.....	21
Ben Bertrand, 1996-98.....	21
Troy Schader, 1997-99.....	21

Runs batted in

1. Andy Jarvis, 2000-03.....	173
2. Joe Gerber, 1997-2000.....	169
3. Brian Barden, 2000-02.....	154
4. Mitch Canham, 2004-07.....	152
5. Matt Bailie, 1995-98.....	144
6. Darwin Barney, 2005-07.....	136
7. Ken Bowen, 1984-87.....	131
8. Bob McNair, 1978-80.....	130
Shea McFeely, 2004-06.....	130
10. Ryan Lipe, 1995-98.....	126

Walks

1. Ken Bowen, 1984-87.....	120
2. Mickey Riley, 1980-83.....	118
3. Rich Dodge, 1974-77.....	111
4. Shea McFeely, 2004-06.....	107
5. Matt Bailie, 1995-98.....	106
6. Dave Backen, 1978-81.....	103
7. Joe Gerber, 1997-2000.....	102
8. Steve Lyons, 1979-81.....	101
Todd Thomas, 1980-83.....	101
10. Bob Beall, 1968-70.....	99
Darwin Barney, 2005-07.....	99

Total bases

1. Andy Jarvis, 2000-03.....	382
2. Brian Barden, 2000-02.....	355
3. Joe Gerber, 1997-2000.....	347
4. Jacoby Ellsbury, 2003-05.....	337
5. Chris Biles, 2000-03.....	318
6. Mitch Canham, 2004-07.....	316
7. Darwin Barney, 2005-07.....	311
8. Ken Bowen, 1984-87.....	303
9. Shea McFeely, 2004-06.....	292
10. Bob McNair, 1978-80.....	285

Slugging percentage

(minimum 260 at-bats)

1. Jim Wilson, 1980-82.....	.640
2. Al Hunsinger, 1980-81.....	.639
3. Ben Bertrand, 1996-98.....	.631
4. Joe Gerber, 1997-2000.....	.625
5. Cole Gillespie, 2004-06.....	.579
6. A.J. Marquardt, 1993-94.....	.578
7. Chris Wakeland, 1995-96.....	.569
8. Chris Biles, 2000-03.....	.564
9. Mike Leone, 1996-97.....	.555
Brian Barden, 2000-02.....	.555

Stolen bases

1. Todd Thomas, 1980-83.....	62
2. Jacoby Ellsbury, 2003-05.....	60
3. Jeff Doyle, 1975-77.....	54
4. Steve Lyons, 1979-81.....	46
5. Kim Bradshaw, 1957-59.....	44
6. Steve Smith, 1981-83.....	41
7. Rich Dodge, 1974-77.....	40
8. R.A. Neitzel, 1988-90.....	39
Tyler Graham, 2003-06.....	39
10. Bryan Ganter, 1984-87.....	36
Darwin Barney, 2005-07.....	36

Wins

1. Ken Noble, 1975-78.....	30 (30-17)
2. Mike Gorman, 1979-82.....	28 (28-16)
John Sipple, 1984-86.....	28 (28-13)
Jeff Post, 1989-92.....	28 (28-14)
Dallas Buck, 2004-06.....	28 (28-10)
6. Cecil Ira, 1961-63.....	27 (27-9)
7. Jonah Nickerson, 2004-06.....	26 (26-9)
8. Scott Anderson, 1981-84.....	25 (25-17)
Sam Gaviglio, 2009-11.....	25 (25-8)
9. Andrew Checketts, 96-98.....	24 (24-7)
Mike Stutes, 2006-08.....	24 (24-13)

Winning percentage

(minimum 10 wins)

1. Daniel Turpen, 2005-07.....	.933 (14-1)
2. Leon Criner, 1959-61.....	.917 (11-1)
Matt Boyd, 2010-12.....	.917 (11-1)
4. Andrew Checketts, 1996-98.....	.774 (24-7)
5. Mike Thurman, '91-94.....	.773 (17-5)
6. Jeff Reece, 1981-83.....	.769 (20-6)
Kyle Dunning, '80-81.....	.769 (10-3)
8. Sam Gaviglio, 2009-11.....	.757 (25-8)
9. Cecil Ira, 1961-63.....	.750 (27-9)
Jake Postlewait, 2001-04.....	.750 (18-6)
Bill Oerding, '59-61.....	.750 (12-4)
John Collins, '80-81.....	.750 (12-4)

Saves

1. Kevin Gunderson, 2004-06.....	37
2. Kevin Rhoderick, 2008-10.....	25
3. Tony Bryant, 2010-11.....	21
4. Jared Sanders, 2002-04.....	12
Eddie Kunz, 2005-07.....	12
6. Mike Boire, 1996-98.....	11
7. Jim Grove, 1979-82.....	9
8. Dallas Buck, 2004-06.....	7
Matt Boyd, 2010-12.....	7
10. Dave Schoppe, 1989-91.....	6

Earned run average

(minimum 120 innings pitched)

1. Cecil Ira, 1961-63.....	1.79
2. Steve Clark, 1962-64.....	1.92
3. Ken Forsch, 1967-68.....	2.12
4. Scott Anderson, 1981-84.....	2.15
5. Matt Boyd, 2010-12.....	2.22
6. Pat Barry, 1975-78.....	2.53
7. Bill Oerding, 1959-61.....	2.58
8. Mark Niles, 1979-80.....	2.59
9. Bailey Brem, 1952-54.....	2.61
10. Denny Straub, 1961-64.....	2.66
Denny Tower, 1966-68.....	2.66

Strikeouts

1. Jonah Nickerson, 2004-06.....	299
2. Mike Stutes, 2006-08.....	287
3. Dallas Buck, 2004-06.....	272
4. Mason Smith, 1991-94.....	267
5. John Sipple, 1984-88.....	263
6. Scott Anderson, 1981-84.....	258
7. Scott Christman, 1991-93.....	249
8. Mike Gorman, 1979-82.....	237
9. Cecil Ira, 1961-63.....	227
10. Sam Gaviglio, 2009-11.....	216

Innings pitched

1. Ken Noble, 1975-78.....	348.2
2. Mike Gorman, 1979-82.....	337.2
3. Mason Smith, 1991-94.....	330.2
4. Dallas Buck, 2004-06.....	326.2
5. Scott Anderson, 1981-84.....	325.2
6. Jeff Otis, 1986-90.....	306.0
7. Mike Stutes, 2006-08.....	302.0
8. Jonah Nickerson, 2004-06.....	292.2
9. Jeff Post, 1989-92.....	286.0
10. Cecil Ira, 1961-63.....	281.0

Complete games

1. Cecil Ira, 1961-63.....	28
2. Mason Smith, 1991-94.....	22
3. Norb Wellman, 1952-54.....	21
4. Scott Anderson, 1981-84.....	19
5. Ken Noble, 1975-78.....	18
John Sipple, 1984-88.....	18
7. Mike Gorman, 1979-82.....	17
8. Gail Meier, 1973-76.....	16
9. Scott Nicholson, 2000-01.....	15
10. Jeff Otis, 1986-89.....	14
Scott Christman, 1991-93.....	14

Shutouts

1. Cecil Ira, 1961-63.....	10
2. John Sipple, 1984-88.....	7
3. Jeff Post, 1989-92.....	5
4. Ken Noble, 1975-78.....	4
Scott Christman, 1991-93.....	4
Mason Smith, 1991-94.....	4
7. Bill Oerding, 1959-61.....	3
Jeff Otis, 1986-89.....	3
Mike Thurman, 1992-94.....	3
Scott Nicholson, 2000-01.....	3
Sam Gaviglio, 2009-11.....	3



Mike Stutes

Updated Single-Season Records

Batting average

(minimum 120 at-bats)

1. Randy Duke, 1987.....	423
2. Dwane Helbig, 1952.....	411
3. Jacoby Ellsbury, 2005.....	406
4. Dan Cunningham, 1971.....	405
5. Ken Bowen, 1987.....	404
6. Jason Stranberg, 1997.....	397
7. Chris Biles, 2001.....	395
8. Curtis Davis, 2001.....	390
9. Andy Jenkins, 2005.....	388
10. Joe Gerber, 1999.....	387

At-bats

1. Darwin Barney, 2007.....	278
2. Darwin Barney, 2006.....	261
3. Shea McFeely, 2006.....	260
4. Mike Lissman, 2007.....	246
5. Jacoby Ellsbury, 2005.....	244
6. Brian Barden, 2002.....	232
7. Mitch Canham, 2007.....	227
Aaron Mathews, 2004.....	227
9. Brian Barden, 2001.....	226
Darwin Barney, 2005.....	226
10. Seth Pietsch, 2003.....	224
Ryan Dunn, 2012.....	224

Hits

1. Jacoby Ellsbury, 2005.....	99
2. Cole Gillespie, 2006.....	87
3. Darwin Barney, 2006.....	86
4. Darwin Barney, 2007.....	84
5. Brian Barden, 2001.....	83
6. Brian Barden, 2002.....	81
Andy Jenkins, 2005.....	81
8. Mike Lissman, 2007.....	78
Josh Carter, 2001.....	78
Seth Pietsch, 2003.....	78
Bill Rowe, 2006.....	78

Runs

1. Cole Gillespie, 2006.....	83
2. Jason Stranberg, 1997.....	67
3. Chris Hopkins, 2007.....	57
4. Jacoby Ellsbury, 2003.....	56
Jacoby Ellsbury, 2004.....	56
Jacoby Ellsbury, 2005.....	56
7. Ryan Ortiz, 2009.....	55
Dave Brundage, 1986.....	55
9. Darwin Barney, 2007.....	53
Darwin Barney, 2006.....	53

Doubles

1. Cole Gillespie, 2006.....	25
2. Seth Pietsch, 2002.....	24
Tony Calderon, 2003.....	24
4. Chris Biles, 2003.....	23
5. Bill Rowe, 2006.....	22
6. Darwin Barney, 2007.....	20
7. A.J. Marquardt, 1993.....	19
Joe Gerber, 2000.....	19
Jacoby Ellsbury, 2005.....	19
Ryan Dunn, 2012.....	19

Triples

1. Abino Vazquez, 1997.....	7
2. Jeff Doyle, 1977.....	6
Todd Thomas, 1983.....	6
Seth Pietsch, 2002.....	6
Aaron Mathews, 2004.....	6
Shea McFeely, 2006.....	6
7. Twink Pederson, 1956.....	5
Lute Barnes, 1968.....	5
Dave Backen, 1980.....	5
David Anderson, 1992.....	5
Mitch Canham, 2006.....	5
Cole Gillespie, 2006.....	5



Sam Gaviglio

Home runs

1. Jim Wilson, 1982.....	21
2. Al Hunsinger, 1981.....	15
3. Bob McNair, 1980.....	14
4. Al Hunsinger, 1980.....	13
Joe Gerber, 1999.....	13
Cole Gillespie, 2006.....	13
Stefen Romero, 2010.....	13
Michael Conforto, 2012.....	13
9. Steve Smith, 1983.....	12
David Schmidt, 1996.....	12
Andy Jarvis, 2001.....	12
Seth Pietsch, 2003.....	12

Runs batted in

1. Michael Conforto, 2012.....	76
2. Joe Gerber, 2000.....	67
3. Jim Wilson, 1982.....	62
Rob Colley, 1998.....	62
5. Mike Lissman, 2007.....	61
6. Mitch Canham, 2007.....	59
Bob McNair, 1980.....	59
8. Joe Gerber, 1999.....	57
Cole Gillespie, 2006.....	57
10. Darwin Barney, 2007.....	56
Andy Jenkins, 2005.....	56
Bill Rowe, 2006.....	56

Walks

1. Rich Dodge, 1977.....	48
2. Ben Johnson, 1989.....	47
3. Cole Gillespie, 2006.....	46
4. Jeff Doyle, 1976.....	45
5. Darwin Barney, 2006.....	43
6. Lance Rice, 1988.....	42
7. John Wallace, 2009.....	41
Ben Bertrand, 1998.....	41
8. Adalberto Santos, 2009.....	40
Ken Bowen, 1986.....	40
Dave Brundage, 1986.....	40
Troy Haugen, 1989.....	40
Joe Gerber, 2000.....	40
Shea McFeely, 2004.....	40

Total bases

1. Cole Gillespie, 2006.....	163
2. Jacoby Ellsbury, 2005.....	142
3. Seth Pietsch, 2003.....	133
4. Michael Conforto, 2012.....	131
5. Joe Gerber, 1999.....	128
6. Jim Wilson, 1982.....	126
Bill Rowe, 2006.....	126
Adalberto Santos, 2010.....	126
9. Brian Barden, 2002.....	125
10. Bob McNair, 1980.....	124

Slugging percentage

(minimum 120 at-bats)

1. Jim Wilson, 1982.....	829
2. Al Hunsinger, 1981.....	717
3. Joe Gerber, 1998.....	713
4. Cole Gillespie, 2006.....	685
5. Joe Gerber, 1999.....	670
6. Ken Bowen, 1987.....	667
7. Bob McNair, 1980.....	660
8. Ben Bertrand, 1997.....	647
9. Chris Wakeland, 1996.....	643
10. Chris Newman, 1983.....	628

Stolen bases

1. Dave Brundage, 1986.....	29
2. Jeff Brauning, 1989.....	28
3. Kim Bradshaw, 1957.....	26
Jeff Doyle, 1977.....	26
Jacoby Ellsbury, 2005.....	26
6. Steve Lyons, 1980.....	25
7. Jeff Doyle, 1976.....	24
8. Scott Hardin, 1994.....	23
9. Todd Thomas, 1983.....	21
Tyler Graham, 2005.....	21

Wins

1. Scott Christman, 1993.....	14 (14-1)
2. Dallas Buck, 2006.....	13 (13-4)
Jonah Nickerson, 2006.....	13 (13-3)
4. Sam Gaviglio, 2011.....	12 (12-3)
Mike Stutes, 2007.....	12 (12-4)
Dallas Buck, 2005.....	12 (12-1)
7. Cecil Ira, 1962.....	11 (11-3)
Jeff Reece, 1983.....	11 (11-3)
Mason Smith, 1994.....	11 (11-3)
Andrew Checketts, 1998.....	11 (11-1)
Scott Nicholson, 2001.....	11 (11-2)
Jake Postlewait, 2004.....	11 (11-3)
Anton Maxwell, 2005.....	11 (11-1)

Winning percentage

(minimum 4 wins)

1. Mark Newell, 1997.....	1.000 (8-0)
2. Bill Oerding, 1960.....	1.000 (7-0)
Jerry Johnson, 1970.....	1.000 (7-0)
4. Steve Clark, 1962.....	1.000 (6-0)
Jason Bronson, 1997.....	1.000 (6-0)
6. Tom Hobbs, 1964.....	1.000 (5-0)
7. Many players.....	1.000 (4-0)

Saves

1. Kevin Gunderson, 2006.....	20
2. Kevin Gunderson, 2005.....	14
3. Eddie Kunz, 2007.....	12
Kevin Rhoderick, 2008.....	12
Tony Bryant, 2011.....	12
5. Kevin Rhoderick, 2009.....	9
Jared Sanders, 2002.....	9
Tony Bryant, 2012.....	9
8. Mike Boire, 1997.....	8
9. Dallas Buck, 2004.....	6
10. Jim Grove, 1982.....	5
Stephen Copeland, 2001.....	5
Nate Fogle, 2005.....	5

Earned run average

(minimum 40 innings pitched)

1. Bill Oerding, 1960.....	1.07
2. Cecil Ira, 1962.....	1.23
3. Ken Noble, 1976.....	1.26
4. Steve Clark, 1964.....	1.46
5. Tony Bryant, 2011.....	1.52
6. Jack Humphrey, 1967.....	1.53
7. Matt Boyd, 2011.....	1.57
8. Scott Anderson, 1984.....	1.66
9. Lou Tanselli, 1979.....	1.75
10. John Supple, 1988.....	1.82
Denny Tower, 1967.....	1.82

Strikeouts

1. Jonah Nickerson, 2006.....	131
2. Mike Stutes, 2007.....	129
3. Ken Forsch, 1968.....	121
4. Scott Christman, 1993.....	119
5. Dallas Buck, 2005.....	118
6. Sam Gaviglio, 2011.....	116
7. Mason Smith, 1994.....	115
8. Jonah Nickerson, 2005.....	114
9. Chris Pine, 1998.....	104
10. Jeff Reece, 1983.....	100

Innings pitched

1. Jonah Nickerson, 2006.....	136.2
2. Mike Stutes, 2007.....	132.2
3. Scott Nicholson, 2001.....	130.2
4. Joe Paterson, 2007.....	129.2
5. Dallas Buck, 2005.....	129.0
6. Dallas Buck, 2006.....	128.1
7. Thad Johnson, 2001.....	122.2
8. Mason Smith, 1994.....	120.2
Sam Gaviglio, 2011.....	120.2
10. Cecil Ira, 1962.....	116.2

Complete games

1. Cecil Ira, 1962.....	12
2. Scott Anderson, 1984.....	11
Cecil Ira, 1963.....	11
4. Mason Smith, 1994.....	10
Mike Thurman, 1994.....	10
Scott Nicholson, 2001.....	10
6. Scott Christman, 1993.....	9
Ken Noble, 1976.....	9
Rod Scheckla, 1988.....	9
9. Norb Wellman, 1953.....	8
Steve Clark, 1964.....	8

Shutouts

1. Cecil Ira, 1963.....	5
2. John Supple, 1988.....	4
Scott Christman, 1993.....	4
4. Bill Oerding, 1960.....	3
Cecil Ira, 1962.....	3
Ken Noble, 1976.....	3
Jeff Otis, 1987.....	3
Scott Nicholson, 2001.....	3
9. Many players.....	2

Updated Oregon State Pac-12 Records

Individual Season Leaders

Batting Average

Year	Player		Average
1949	Frank Roelandt	North	.508
1955	Jay Dean	North	.545
2005	Jacoby Ellsbury	Overall	.406

Runs

Year	Player		Runs
2006	Cole Gillespie	Overall	83

Hits

Year	Player		Hits
1986	Dave Brundage	North	74
1996	Ryan McDonald	North	71

Runs Batted In

Year	Player		RBI
1981	Al Hunsinger	North	54
1982	Jim Wilson	North	62
2012	Michael Conforto	Overall	76

Doubles

Year	Player		Doubles
1989	Jeff Brauning	North	18
1996	Chris Wakeland	North	17
2002	Seth Pietsch	Overall	22

Triples

Year	Player		Triples
1992	David Anderson	North	5
1997	Abino Vazquez	North	7

Home Runs

Year	Player		Home Runs
1981	Al Hunsinger	North	15
1982	Jim Wilson	North	21
1993	Jim Champion	North	10
1996	David Schmidt	North	12
2012	Michael Conforto	Overall	13

Stolen Bases

Year	Player		Stolen Bases
1981	Todd Thomas	North	17
1986	Dave Brundage	North	29
1989	Jeff Brauning	North	28

Walks

Year	Player		Walks
1982	Mickey Riley	North	36
2006	Cole Gillespie	Overall	46

Earned Run Average

Year	Player		ERA
1978	Pat Berry	North	2.25
1987	Jeff Otis	North	2.88
1988	John Sipple	North	1.82
1990	Jeff Post	North	1.96
1993	Scott Christman	North	2.20
1994	Mason Smith	North	2.40
1996	Chris Pine	North	2.77
1997	Mark Newell	North	2.12
1998	Andrew Checketts	North	3.77
2005	Dallas Buck	Overall	2.09

Wins

Year	Player		Wins
1980	Kyle Dunning	North	8
1983	Jeff Reece	North	11
1985	John Sipple	North	10
1987	Jeff Otis	North	9
1993	Scott Christman	North	14
1994	Mason Smith	North	11
1996	Eric Lovinger	North	9
1998	Andrew Checketts	North	11
2005	Dallas Buck	Overall	12

2006	Dallas Buck	Overall	13
	Jonah Nickerson	Overall	13

Saves

Year	Player		Saves
1979	Bob Flynn	North	3
1981	Jim Grove	North	3
1997	Mike Boire	North	8
2002	Jared Sanders	Overall	9
2005	Kevin Gunderson	Overall	14
2006	Kevin Gunderson	Overall	20
2011	Tony Bryant	Overall	12

Complete Games

Year	Player		Complete Games
1983	Jeff Reece	North	7
1984	Scott Anderson	North	11
1988	Rod Scheckla	North	9
1989	Jeff Otis	North	7
1993	Scott Christman	North	7
1994	Mike Thurman	North	10
	Mason Smith	North	10
1996	Eric Lovinger	North	5
1997	Mark Newell	North	3
	Andrew Checketts	North	3
1998	Andrew Checketts	North	6
2001	Scott Nicholson	North	10

Innings Pitched

Year	Player		Innings Pitched
1982	Mike Gorman	North	92.0
1983	Jeff Reece	North	107.1
1984	Scott Anderson	North	108.1
1993	Scott Christman	North	110.2
1994	Mason Smith	North	120.2
1998	Andrew Checketts	North	86.0
2005	Dallas Buck	Overall	129.0
2006	Jonah Nickerson	Overall	136.2

Strikeouts

Year	Player		Strikeouts
1980	Mike Gorman	North	62
1982	Mike Gorman	North	84
1983	Jeff Reece	North	100
1984	Scott Anderson	North	98
1986	Dave Brundage	North	90
1989	Ken Nielson	North	94
1992	Scott Christman	North	98
1993	Scott Christman	North	119
1994	Mason Smith	North	115
1998	Chris Pine	North	104

Team Season Leaders

Batting Average

Year	Division/Overall	Average
1993	North	.311
1996	North	.306

Runs

Year	Division/Overall	Runs
2006	Overall	463

Hits

Year	Division/Overall	Hits
2006	Overall	684

Runs Batted In

Year	Division/Overall	Runs Batted In
2006	Overall	412

Doubles

Year	Division/Overall	Doubles
2006	Overall	125

Triples

Year	Division/Overall	Triples
2002	Overall	27

Home Runs

Year	Division/Overall	Home Runs
1982	North	40
1995	North	42

Stolen Bases

Year	Division/Overall	Stolen Bases
1980	North	98
1986	North	101

Walks

Year	Division/Overall	Walks
1980	North	286
1986	North	316
1997	North	293
1998	North	337
2006	Overall	315
2007	Overall	328
2011	Overall	258
2012	Overall	263

Earned Run Average

Year	Division/Overall	ERA
1980	North	3.30
1986	North	3.51
1991	North	4.02
1994	North	3.37
1996	North	3.93
1997	North	4.10
2005	Overall	3.06
2006	Overall	3.41
2007	Overall	3.48

Wins

Year	Division/Overall	Wins
1986	North	39
1996	North	32
2005	Overall	46
2006	Overall	50

Saves

Year	Division/Overall	Saves
1978	North	7
1979	North	7
1980	North	9
1985	North	9
1997	North	11
2005	Overall	21
2006	Overall	21
2007	Overall	20
2011	Overall	19

Complete Games

Year	Division/Overall	Complete Games
1980	North	19
1991	North	17
1994	North	24
1996	North	10
1997	North	7
1998	North	8
2000	Overall	13
2001	Overall	17

Innings Pitched

Year	Division/Overall	Innings Pitched
2006	Overall	585.1
2007	Overall	600.2

Strikeouts

Year	Division/Overall	Strikeouts
1986	North	339

Updated Oregon State Yearly Leaders

Year	Batting Average	Avg.	At Bats	AB	Hits	H	Runs	R
1967	Darryl Summerfield	.304	Lute Barnes	143	Darryl Summerfield	42		
1968	Lute Barnes	.340	Lute Barnes	147	Lute Barnes	50		
1969	Bob Beall	.313	Paul Doupe	138	Bob Beall	42	Bob Beall	27
1970	Mike Naylor	.218	Curt Daniels	108	Dave Wiggins	32	Bob Beall	24
1971	Dan Cunningham	.405	Dave Hummel	139	Dan Cunningham	53	Dan Cunningham	27
1972	Dan Cunningham	.323	Mel Cuckovich	134	Dan Cunningham	43	Mel Cuckovich/Doug Miller	20
1973	Dan Cunningham	.336	Ken Bailey	138	Dan Cunningham/Ken Bailey	44	Mel Cuckovich	24
1974	Rich Dodge	.309	Ramon Gonzalez	145	Rich Dodge	42	Rich Dodge	29
1975	Tom Simas	.371	Ramon Gonzalez	158	Tom Simas	53	Gonzalez/Simas/Wilkins	33
1976	Pete Rowe	.338	Jeff Doyle/Rob Drahm	171	Pete Rowe	53	Jeff Doyle	44
1977	Jeff Doyle	.350	Jeff Doyle	183	Jeff Doyle	64	Jeff Doyle	49
1978	Jerry Miller	.364	Jerry Miller	187	Jerry Miller	68	Jerry Miller	36
1979	Jerry Yung	.302	Bob McNair	146	Dave Backen/Jerry Yung	38	Dave Backen	24
1980	Bob McNair	.356	Bob McNair	188	Bob McNair	67	Steve Lyons	45
1981	Al Hunsinger	.346	Al Hunsinger	159	Al Hunsinger	55	Al Hunsinger	49
1982	Mickey Riley	.374	Mickey Riley	163	Mickey Riley	61	Jim Wilson	49
1983	Todd Thomas	.368	Todd Thomas	185	Todd Thomas	68	Todd Thomas	48
1984	Bryan Ganter	.307	Chris Newman	137	Bryan Ganter	39	Bryan Ganter	25
1985	David Brundage	.370	Ken Bowen	193	David Brundage	67	Gary Hamilton	44
1986	David Brundage	.366	David Brundage	202	David Brundage	74	David Brundage	55
1987	Randy Duke	.423	Ken Bowen	171	Ken Bowen	69	Ken Bowen	50
1988	Jeff Brauning	.341	Jeff Brauning	176	Jeff Brauning	60	Jeff Brauning	49
1989	Ben Johnson	.342	Jeff Brauning	206	Jeff Brauning	70	Jeff Brauning/Scott Sanders	41
1990	R.A. Neitzel	.355	R.A. Neitzel	211	R.A. Neitzel	75	R.A. Neitzel	49
1991	Kevin Hooker	.328	Paul Sanders	168	Aaron Anderson	49	Dave Schoppe	36
1992	Jason Akina	.333	David Anderson	193	David Anderson	60	David Anderson	46
1993	A.J. Marquadt	.376	A.J. Marquadt	194	A.J. Marquadt	73	Jim Champion	42
1994	A.J. Marquadt	.367	Scott Hardin	205	Todd Black	60	Scott Hardin	38
1995	David Schmidt	.320	Scott Hardin	198	Scott Hardin/Pat Meiwes	53	Scott Hardin/Kevin Hooker	39
1996	Chris Wakeland	.368	Ryan McDonald	201	Ryan McDonald	71	Chris Wakeland	51
1997	Jason Stranberg	.397	Ryan Lipe	200	Ryan Lipe/Jason Stranberg	69	Jason Stranberg	67
1998	Joe Gerber	.377	Ben Bertrand	190	Ben Bertrand	67	Ben Bertrand	49
1999	Joe Gerber	.387	Troy Schader	211	Joe Gerber	74	Corrie Wilkie	46
2000	Drew Hedges	.371	Joe Gerber	210	Joe Gerber	74	Brian Barden	50
2001	Chris Biles	.395	Brian Barden	226	Brian Barden	83	Brian Barden	51
2002	Brian Barden	.349	Brian Barden	232	Brian Barden	81	Seth Pietsch	51
2003	Tony Calderon	.362	Seth Pietsch	224	Seth Pietsch	78	Jacoby Ellsbury	56
2004	Jacoby Ellsbury	.352	Aaron Matthews	227	Aaron Matthews	74	Jacoby Ellsbury	56
2005	Jacoby Ellsbury	.406	Jacoby Ellsbury	244	Jacoby Ellsbury	99	Jacoby Ellsbury	56
2006	Cole Gillespie	.374	Darwin Barney	261	Cole Gillespie	89	Cole Gillespie	83
2007	Mitch Canham	.326	Darwin Barney	278	Darwin Barney	84	Chris Hopkins	57
2008	Ryan Ortiz	.351	Jason Ogata	206	Ryan Ortiz	66	Daniel Robertson	44
2009	Ryan Ortiz	.352	Stefen Romero	223	Ryan Ortiz	76	Ryan Ortiz	55
2010	Adalberto Santos	.336	Adalberto Santos	217	Adalberto Santos	73	Adalberto Santos	48
2011	Jake Rodriguez	.320	Kavin Keyes	182	Kavin Keyes	55	Andrew Susac	31
2012	Michael Conforto	.349	Ryan Dunn	224	Michael Conforto	76	Tyler Smith	46

Year	Doubles	2B	Triples	3B	Home Runs	HR	Runs Batted In	RBI
1967	Daryl Summerfield	8	Steve Crow/Darryl Summerfield	3	Bill Bonser/Steve Renne	5	Tom Jones	25
1968	Larry Rich/Darryl Summerfield	6	Lute Barnes	5	Darryl Summerfield	6	Tom Jones	23
1969	Bob Beall	9	Tom Shoup	4	Bob Beall	3	Bob Beall	22
1970	Dave Wiggins	7	Bob Beall/Jim Beall/Mike Keck	3	Bob Beall	4	Bob Beall	16
1971	Doug Miller	8	Mike Naylor	4	Mel Cuckovich/Dan Cunningham	2	Dave Hummel	23
1972	Dan Cunningham	7	5 Tied	2	Bruce Jackson/Doug Miller	2	Doug Miller	18
1973	Dan Cunningham	9	Larry Buehler/Dan Cunningham	2	Bruce Jackson	4	Bruce Jackson	25
1974	Rob Drahm/Bruce Jackson	7	R. Dodge/B. Martinez/R. Plante	2	Bill Martinez	4	Bill Martinez	24
1975	Rob Drahm/Tom Simas	8	Ramon Gonzalez	2	Bill Martinez	4	Bill Martinez	35
1976	Pete Rowe	12	Jeff Doyle	3	Steve Wilkins	6	Rob Drahm	40
1977	Jeff Doyle	12	Jeff Doyle	6	Rich Dodge	7	Pete Rowe	44
1978	Bob McNair	15	Jeff Boyd/Steve Rudolph	2	Bob McNair	10	Bob McNair	46
1979	Dave Gassaway	9	Bob McNair	4	D. Gassaway/S. Lyons/B. McNair	3	Steve Lyons	34
1980	Bob McNair	11	Dave Backen	5	Bob McNair	14	Bob McNair	59
1981	Mickey Riley	12	Todd Thomas	3	Al Hunsinger	15	Al Hunsinger	54
1982	Jim Wilson	10	Todd Thomas	4	Jim Wilson	21	Jim Wilson	62
1983	Mike Strutton/Todd Thomas	7	Todd Thomas	6	Steve Smith	12	Chris Newman/Steve Smith	37
1984	Chris Newman	8	Randy Duke	3	Chris Newman	5	Lindsey Johnson	21
1985	Ken Bowen/Quinn Williams 14		David Brundage	3	Gary Hamilton/Mel Mallinak	7	Ken Bowen	44
1986	David Brundage/Tim Lambert 12		D. Brundage/B. Ganter/T. Lambert	3	David Brundage	8	Keith Krafve	46
1987	Ken Bowen/Randy Duke	16	Randy Duke/Troy Haugen	2	Ken Bowen/Bryan Ganter	9	Ken Bowen	51
1988	Jeff Brauning	13	Troy Haugen	3	Jeff Brauning	6	Lance Rice	47

Updated Oregon State Yearly Leaders

Year	Doubles	2B	Triples	3B	Home Runs	HR	Runs Batted In	RBI
1989	Jeff Brauning	18	Scott Sanders	4	Haugen/Sanders/Schoppe	3	Jeff Brauning/Brent Hahn	38
1990	Paul Sanders	15	Dave Schoppe	4	Larry Vladic	7	Larry Vladic	38
1991	Paul Sanders	11	Stacey Ayers/Dave Schoppe	3	Dave Schoppe	5	Aaron Anderson	37
1992	David Anderson	15	David Anderson	5	David Anderson	4	Jamie Burke	36
1993	A.J. Marquadt	19	Brent Watts	4	Jim Champion	10	A.J. Marquadt	40
1994	Marc Malloy/Brent Watts	17	Todd Black/Jim Champion	4	Marc Malloy	7	Marc Malloy	39
1995	Kevin Hooker/Pat Meiwes	12	Chris Wakeland	3	David Schmidt	8	Pat Meiwes	39
1996	Chris Wakeland	17	Chris Wakeland	3	David Schmidt	12	Chris Wakeland	49
1997	Mike Leone/Abino Vazquez	11	Abino Vazquez	7	Ben Bertrand	10	Ryan Lipe	54
1998	Ben Bertrand	14	Ben Bertrand/Rob Colley	2	Joe Gerber	11	Rob Colley	62
1999	Troy Schader	18	Eric Stark	3	Joe Gerber	13	Joe Gerber	57
2000	Joe Gerber	19	Drew Hedges	3	Zach Gordon	11	Joe Gerber	67
2001	Josh Carter	18	Eric Stark	4	Andy Jarvis	12	Brain Barden	55
2002	Seth Pietsch	24	Seth Pietsch	6	Andy Jarvis	11	Brian Barden	50
2003	Tony Calderon	24	Seth Pietsch	4	Seth Pietsch	12	Andy Jarvis	49
2004	Shea McFeely	14	Aaron Matthews	6	Mike Lissman/Aaron Matthews	8	Aaron Matthews	49
2005	Jacoby Ellsbury	19	Jacoby Ellsbury	3	Mitch Canham	8	Andy Jenkins	56
2006	Cole Gillespie	25	Shea McFeely	6	Cole Gillespie	13	Cole Gillespie	57
2007	Darwin Barney	20	John Wallace/Chris Hopkins	3	Canham/Lissman/Lennerton	10	Mike Lissman	61
2008	Ryan Ortiz	16	Lonnie Lechelt	4	Jordan Lennerton	6	Ryan Ortiz	55
2009	Stefen Romero	18	Joey Wong/Stefen Romero	3	Ryan Ortiz/Stefen Romero	5	Stefen Romero	51
2010	Santos/Folsom	15	Adalberto Santos	4	Stefen Romero	13	Stefen Romero	41
2011	Carter Bell/Parker Berberet	12	Andrew Susac	4	Andrew Susac/Parker Berberet	5	Parker Berberet	39
2012	Ryan Dunn	19	Smith/Matthews/Keyes	2	Michael Conforto	13	Michael Conforto	76

Year	Walks	BB	Total Bases	TB	Slugging Percentage	Slg.	Stolen Bases	SB
1967			Darryl Summerfield	62	Darryl Summerfield	.449	Lute Barnes/Bob Kaiser	7
1968			Lute Barnes	63	Lute Barnes	.429	Lute Barnes	16
1969	Bob Beall	39	Bob Beall	64	Bob Beall	.478	Bob Beall	11
1970	Bob Beall	34	Dave Wiggins	46	Dave Wiggins	.474	Bob Beall	7
1971	Doug Miller	24	Dan Cunningham	66	Dan Cunningham	.503	Doug Miller	7
1972	Doug Miller	26	Dan Cunningham	52	Dan Cunningham	.391	Mel Cuckovich	6
1973	Ty Gorton	24	Dan Cunningham	57	Dan Cunningham	.435	Ken Bailey	10
1974	Rich Dodge	17	Bill Martinez	60	Bill Martinez	.420	Rich Dodge	10
1975	Steve Wikins	21	Ramon Gonzalez	65	Tom Simas	.447	Ramon Gonzalez	11
1976	Jeff Doyle	45	Pete Rowe	79	Pete Rowe	.503	Jeff Doyle	24
1977	Rich Dodge	48	Jeff Doyle	103	Jeff Doyle	.563	Jeff Doyle	26
1978	Rich Harper	29	Bob McNair	102	Bob McNair	.586	Jerry Miller/Steve Rudolph	6
1979	Steve Lyons	30	Bob McNair	53	Dave Backen	.386	Bob Webster	10
1980	Steve Lyons	36	Bob McNair	124	Bob McNair	.660	Steve Lyons	25
1981	Al Hunsinger	35	Al Hunsinger	114	Al Hunsinger	.717	Todd Thomas	17
1982	Mickey Riley	36	Jim Wilson	126	Jim Wilson	.829	Mickey Riley	19
1983	Mickey Riley	35	Steve Smith	97	Chris Newman	.628	Todd Thomas	21
1984	Fasel/Newman/Syverson	21	Chris Newman	63	Chris Newman	.460	Mike Strutton	14
1985	Ken Bowen/Quinn Williams	35	David Brundage	95	David Brundage	.525	Quinn Williams	13
1986	Ken Bowen/David Brundage	40	David Brundage	116	David Brundage	.574	David Brundage	29
1987	Ken Bowen	34	Ken Bowen	114	Ken Bowen	.667	Bryan Ganter	16
1988	Lance Rice	42	Jeff Brauning	93	Jeff Brauning	.528	Scott Sanders	14
1989	Ben Johnson	47	Jeff Brauning	97	Scott Sanders	.481	Jeff Brauning	28
1990	Paul Sanders	29	R.A. Neitzel	102	Larry Vladic	.500	R.A. Neitzel	20
1991	Dave Schoppe	30	Dave Schoppe	78	Dave Schoppe	.494	David Anderson	13
1992	Jason Akina	34	David Anderson	97	David Anderson	.503	David Anderson	19
1993	Jamie Burke	31	A.J. Marquadt	116	A.J. Marquadt	.598	Jon Yonemitsu	15
1994	Todd Black	28	Marc Malloy	95	A.J. Marquadt	.547	Scott Hardin	23
1995	Kevin Hooker	32	Pat Meiwes	86	David Schmidt	.547	Scott Hardin	12
1996	David Schmidt	30	Chris Wakeland	117	Chris Wakeland	.643	Ryan Hilts/Ryan McDonald	7
1997	Jason Stranberg	39	Ben Bertrand	110	Ben Bertrand	.647	Jason Stranberg	16
1998	Ben Bertrand	41	Ben Bertrand	115	Joe Gerber	.713	Jason Stranberg	16
1999	Drew Hedges	33	Joe Gerber	128	Joe Gerber	.670	Bryan Ingram/Eric Stark	6
2000	Joe Gerber	40	Joe Gerber	120	Drew Hedges	.600	Eric Stark	11
2001	Eric Stark	32	Brian Barden	122	Chris Biles	.605	Eric Stark	10
2002	Will Hudson	34	Brian Barden	125	Seth Pietsch	.605	Aaron Matthews	10
2003	Chris Kunda	32	Seth Pietsch	133	Seth Pietsch	.594	Jacoby Ellsbury	14
2004	Shea McFeely	40	Aaron Matthews	123	Mike Lissman	.568	Jacoby Ellsbury	20
2005	Jacoby Ellsbury	36	Jacoby Ellsbury	142	Jacoby Ellsbury	.582	Jacoby Ellsbury	26
2006	Cole Gillespie	46	Cole Gillespie	163	Cole Gillespie	.685	Darwin Barney	16
2007	Mitch Canham	39	Darwin Barney	123	Jordan Lennerton	.539	Chris Hopkins	17
2008	Ryan Ortiz	29	Ryan Ortiz	99	Lonnie Lechelt	.530	John Wallace	9
2009	John Wallace	41	Ryan Ortiz	110	Ryan Ortiz	.509	Adalberto Santos	15
2010	Adalberto Santos	36	Adalberto Santos	126	Stefen Romero	.603	Adalberto Santos	20

Updated Oregon State Yearly Leaders

Year	Walks	BB	Total Bases	TB	Slugging Percentage	Sig.	Stolen Bases	SB
2011	Danny Hayes	31	Andrew Susac/Parker Berberet	74	Andrew Susac	.525	Garrett Nash	8
2012	Ryan Barnes	33	Michael Conforto	131	Michael Conforto	.601	Ryan Barnes	11

Year	Wins	W	Winning Pct.	Pct.	Saves	SV	ERA	ERA
1967	Jack Humphrey	7-2	Jack Humphrey	.778 (7-2)			Jack Humphrey	1.53
1968	Ken Forsch	8-3	Ken Forsch	.727 (8-3)			Ken Forsch	1.92
1969	Tony Perry	5-4	Tony Perry	.556 (5-4)			Greg Lebeck	2.67
1970	Jerry Johnson	7-0	Jerry Johnson	1.000 (7-0)			Jerry Johnson	1.91
1971	Greg Lebeck	4-2	Greg Lebeck	.667 (4-2)			Greg Lebeck	2.88
1972	Jurgenson/Swedberg	3-5/3-0	Steve Swedberg	1.000 (3-0)			Greg Jurgenson	3.01
1973	Gail Meier	4-1	Gail Meier	.800 (4-1)			Joel McCowan	2.88
1974	Greg Jurgenson	5-3	Greg Jurgenson	.625 (5-3)			Greg Jurgenson	2.41
1975	Ken Noble	6-2	Ken Noble	.750 (6-2)			Tom Chamberlain	2.62
1976	Ken Noble	9-4	Tom Chamberlain	.833 (5-1)	Scott Anderson/Pat Barry	1	Ken Noble	1.26
1977	Anderson/Noble	9-2/9-6	Scott Anderson	.818 (9-2)	Mike Paul	3	Pat Barry	2.11
1978	Ken Noble	6-5	Eric Sallee	.833 (5-1)	Pat Barry/Bruce Plato	1	Pat Barry/Bob Flynn	2.25
1979	Bob Flynn/Mark Niles	6-5	Bob Flynn/Mark Niles	.545 (6-5)	Bob Flynn	3	Lou Tanselli	1.75
1980	Kyle Dunning	8-2	Kyle Dunning	.800 (8-2)	Kyle Dunning/Ken West	2	John Collins	2.50
1981	Mike Gorman	8-3	John Collins	.778 (7-2)	Jim Grove	3	John Collins	3.53
1982	Mike Gorman	9-2	Mike Gorman	.818 (9-2)	Jim Grove	5	Mike Gorman	2.93
1983	Jeff Reece	11-3	Jeff Reece	.786 (11-3)	4 Tied	1	Jeff Reece	3.10
1984	Scott Anderson	8-6	Jeff Rushing	.857 (6-1)	Ron Daulton	3	Scott Anderson	1.66
1985	John Sipple	10-2	Ron Daulton	1.000 (4-0)	4 Tied	2	Chris Payne	3.78
1986	Brundage/Sipple	8-4/8-3	Jeff Otis	1.000 (4-0)	Tim Lambert	4	Bryce Hulstrom	2.51
1987	Jeff Otis	9-4	Rod Scheckla	.727 (8-3)	Tim Lambert/Mark Shaffer	1	Jeff Otis	2.88
1988	Rod Scheckla	10-6	John Sipple	.667 (6-3)	Lance Rice	3	John Sipple	1.82
1989	Kent Nielson/Jeff Otis	7-5	Lance Donaly	.800 (4-1)	Dave Schoppe	3	Jeff Otis	3.22
1990	Jeff Post	10-4	Craig McCarthy	.800 (4-1)	Jeff Post	4	Jeff Post	1.96
1991	Jeff Post	7-1	Jeff Post	.875 (7-1)	Scott Christman/Dave Schoppe	1	Mason Smith	3.17
1992	Jeff Post	8-8	Scott Christman	.545 (6-5)	Scott Christman	3	Scott Christman	3.50
1993	Scott Christman	14-1	Scott Christman	.933 (14-1)	Scott Morrison	1	Scott Christman	2.20
1994	Mason Smith	11-3	Mason Smith	.786 (11-3)	Eric Lovinger	4	Mason Smith	2.39
1995	Kevin Hooker	7-2	Kevin Hooker	.778 (7-2)	Brian Masewicz	3	Eric Lovinger	4.12
1996	Eric Lovinger	9-2	Eric Lovinger	.818 (9-2)	Mark Newell	3	Chris Pine	2.77
1997	Mark Newell	8-0	Mark Newell	1.000 (8-0)	Mike Boire	8	Mark Newell	2.12
1998	Andrew Checketts	11-1	Andrew Checketts	.917 (11-1)	Matt Bailie	3	Andrew Checketts	3.77
1999	B.R. Cook	6-9	B.R. Cook	.400 (6-9)	Travis Rainwater	2	B.R. Cook	5.44
2000	Scott Nicholson	8-7	Mark Newell	.545 (6-5)	Nick Renault	2	Scott Nicholson	4.72
2001	Scott Nicholson	11-2	Scott Nicholson	.846 (11-2)	Stephen Copeland	5	Scott Nicholson	3.58
2002	Ben Rowe	7-5	Ty Kline	.857 (6-1)	Jared Sanders	9	Ty Kline	3.68
2003	Jake Postlewait	5-1	Jake Postlewait	.833 (5-1)	Andy Baldwin	4	Jake Postlewait	3.43
2004	Jake Postlewait	11-3	Jake Postlewait	.786 (11-3)	Dallas Buck	6	Kevin Gunderson	2.90
2005	Dallas Buck	12-1	Dallas Buck	.923 (12-1)	Kevin Gunderson	14	Dallas Buck	2.09
2006	Buck/Nickerson	13-3/13-4	Eddie Kunz	.833 (5-1)	Kevin Gunderson	20	Jonah Nickerson	2.24
2007	Mike Stutes	12-4	Daniel Turpen	.909 (10-1)	Eddie Kunz	12	Eddie Kunz	2.91
2008	Grbavac/Stutes/Reyes	4	Mark Grbavac	.800 (4-1)	Kevin Rhoderick	12	Greg Peavey	4.96
2009	Sam Gaviglio	10-1	Sam Gaviglio	.909 (10-1)	Kevin Rhoderick	9	Sam Gaviglio	2.73
2010	Matt Boyd	7-1	Matt Boyd	.875 (7-1)	Kevin Rhoderick	4	Matt Boyd	1.90
2011	Sam Gaviglio	12-3	Sam Gaviglio	.800 (12-3)	Tony Bryant	12	Tony Bryant	1.52
2012	Ben Wetzler	8-2	Ben Wetzler	.800 (8-2)	Tony Bryant	9	Jace Fry	2.45

Year	Strikeouts	SO	Innings Pitched	IP	Complete Games	CG	Shutouts	SHO
1967	Ken Forsch	63	Ken Forsch	59.1	Jack Humphrey	3	Jack Humphrey	2
1968	Ken Forsch	121	Ken Forsch	98.0	Ken Forsch	4	Ken Forsch	1
1969	Tony Perry	79	Tony Perry	82.2	Greg Lebeck/Tony Perry	3	None	0
1970	Jerry Johnson	54	Jerry Johnson	61.1	Mike Keck	3	Bob Beall/Jerry Johnson	1
1971	Wayne Burns	33	Bob Martin	56.0	Keith Gentz	3	Wayne Burns	1
1972	Greg Jurgenson	50	Greg Jurgenson	74.2	Burns/Jurgenson/Myrhe	1	None	0
1973	Gail Meier	47	Gail Meier	73.0	Greg Jurgenson	4	None	0
1974	Greg Jurgenson	40	Greg Jurgenson	67.1	Greg Jurgenson	7	Greg Jurgenson	1
1975	T. Chamberlain/K. Noble	48	Ken Noble	72.0	Gail Meier/Ken Noble	4	Gail Meier/Charlie Schlottman	1
1976	Gail Meier	69	Ken Noble	99.2	Ken Noble	9	Ken Noble	3
1977	Scott Anderson	76	Ken Noble	95.1	Scott Anderson	6	Ken Noble	1
1978	Eric Sallee	52	Eric Sallee	93.1	Eric Sallee	7	Pat Barry/Bruce Plato	1
1979	Mark Niles	54	Mark Niles	89.1	Mark Niles	7	Bob Flynn/Mark Niles	2
1980	Mike Gorman	62	Kyle Dunning	93.0	Kyle Dunning	6	Dunning/Gorman/Tanselli	1
1981	Jeff Reece	58	John Collins	76.2	John Collins	5	Collins/Dunning/Reece	1
1982	Mike Gorman	84	Mike Gorman	92.0	Mike Gorman	5	None	0
1983	Jeff Reece	100	Jeff Reece	107.1	Jeff Reece	7	Jeff Reece	1
1984	Scott Anderson	98	Scott Anderson	108.1	Scott Anderson	11	None	0

Updated Oregon State Yearly Leaders

Year	Strikeouts	SO	Innings Pitched	IP	Complete Games	CG	Shutouts	SHO
1985	John Sipple	75	John Sipple	103.2	David Brundage/John Sipple	4	4 Tied	1
1986	Bryce Hulstrom	81	Bryce Hulstrom	96.2	David Brundage	5	Bryce Hulstrom/John Sipple	2
1987	Jeff Otis	70	Jeff Otis	97.0	Jeff Otis	6	Jeff Otis	3
1988	Rod Scheckla	68	Rod Scheckla	104.1	Rod Scheckla	9	John Sipple	4
1989	Kent Nielson	94	Kent Nielson	96.0	Jeff Otis	7	None	0
1990	Craig McCarthy	52	Jeff Post	82.2	Jeff Post	4	Jeff Post	2
1991	Jeff Smith	74	Jeff Smith	92.2	Dave Schoppe	5	Jeff Smith	2
1992	Scott Christman	98	Jeff Post	107.2	Scott Christman	5	Jeff Post	2
1993	Scott Christman	119	Scott Christman	110.2	Scott Christman	9	Scott Christman	3
1994	Mason Smith	115	Mason Smith	120.2	Mason Smith/Mike Thurman	10	Mason Smith/Mike Thurman	2
1995	Kevin Hooker	59	Jeremy Beard	91.0	Kevin Hooker	6	Beard/Hooker/Lovinger	1
1996	Andrew Checketts	61	Eric Lovinger	82.1	Eric Lovinger	5	Chris Pine	2
1997	Mark Newell	69	Mark Newell	72.1	Andrew Checketts/Mark Newell	3	None	0
1998	Chris Pine	104	Andrew Checketts	86.0	Andrew Checketts	6	Brody Percell	1
1999	B.R. Cook	92	B.R. Cook	101.0	B.R. Cook	4	B.R. Cook	1
2000	Scott Nicholson	83	Scott Nicholson	106.2	Thad Johnson/Scott Nicholson	5	Mark Newell	1
2001	Thad Johnson	87	Scott Nicholson	130.2	Scott Nicholson	10	Scott Nicholson	3
2002	Mark McLemore	48	Stephen Copeland	96.2	Ben Rowe	2	None	0
2003	Ben Rowe	45	Ben Rowe	83.2	Ben Rowe	2	None	0
2004	Dallas Buck	57	Jake Postlewait	94.1	Jonah Nickerson/Jake Postlewait	1	None	0
2005	Dallas Buck	118	Dallas Buck	129.0	Dallas Buck	2	Dallas Buck	1
2006	Jonah Nickerson	131	Jonah Nickerson	136.2	Jonah Nickerson	3	Jonah Nickerson	1
2007	Mike Stutes	129	Mike Stutes	132.2	None		None	0
2008	Mike Stutes	81	Mike Stutes	88.0	Mike Stutes	1	None	0
2009	Tyler Waldron	70	Tyler Waldron	93.1	Gaviglio/Waldron/Reyes	1	Sam Gaviglio	1
2010	Tanner Robles	75	Greg Peavey	99.0	Greg Peavey	2	Greg Peavey	1
2011	Sam Gaviglio	116	Sam Gaviglio	120.2	Sam Gaviglio	4	Sam Gaviglio	2
2012	Dan Child	79	Dan Child	106.2	Jace Fry	3	Jace Fry/Ben Wetzler	1

Oregon State By Month/Situation (Since 1982)

Year	January	February	March	April	May	June	Day	Night	Home	Road	Neutral	Overall
1982	--	--	8-5	15-3	6-7	--	26-15	3-0	15-2	14-10	0-3	29-15
1983	--	--	4-5	11-8	12-4	--	27-16	0-1	14-3	13-11	0-3	27-17
1984	--	--	6-9	10-7	6-7	--	21-22	1-1	8-6	7-8	7-9	22-23
1985	--	--	13-3	13-9	8-5	--	31-16	3-1	14-5	10-12	10-0	34-17
1986	--	--	8-7	19-2	12-6	--	36-11	3-4	14-1	14-8	11-6	39-15
1987	--	2-1	8-3	17-5	4-6	--	30-15	1-0	13-4	14-7	4-4	31-15
1988	--	--	10-7	11-8	9-4	--	29-17	1-2	14-5	12-9	4-5	30-19
1989	--	--	5-11	12-8	10-4	--	22-20	5-3	12-5	13-12	2-6	27-23
1982-1989	--	2-1	62-50	108-50	67-43	--	222-156	17-12	104-30	97-78	38-36	239-144
1990	--	0-6	7-6	14-6	9-4	--	30-17	0-5	15-4	11-14	4-4	30-22
1991	--	0-1	7-9	13-7	8-3	--	26-18	2-5	14-3	9-11	5-6	28-20
1992	--	3-3	9-8	7-12	4-7	--	22-30	1-0	10-10	8-16	5-4	23-30
1993	--	2-2	10-6	10-4	10-6	--	30-17	1-1	15-3	11-11	5-4	31-18
1994	--	2-0	12-8	11-6	10-2	--	35-14	0-2	16-4	13-8	6-4	35-16
1995	--	5-0	8-8-1	7-11	6-4	--	24-23-1	1-1	15-5	7-14-1	3-5	25-24-1
1996	--	6-2-1	11-4	9-8	7-2	--	32-16-1	0-0	13-3	11-12-1	8-1	32-16-1
1997	--	7-5-1	9-1	13-5	9-1	--	33-10-1	5-2	16-4	19-7-1	3-1	38-12-1
1998	--	6-3	9-4-1	16-4	4-3	--	35-12-1	0-2	20-4	11-9-1	4-1	35-14-1
1999	--	7-9	3-10	5-8	4-4	--	18-29	1-6	6-9	7-19	6-7	19-35
1990-1999	--	38-31-2	85-54	105-71	71-36	--	285-183-4	11-24	140-49	107-121-4	49-37	296-207-4
2000	--	5-6	10-5	10-8	3-8	--	27-23	1-4	13-10	9-12	6-5	28-27
2001	--	7-5	12-6	9-7	3-6	--	29-18	2-6	18-7	7-14	6-3	31-24
2002	0-1	6-5	11-4	10-5	4-8	--	29-18	2-5	18-9	7-14	6-0	31-23
2003	--	7-6	6-7	6-9	6-6	--	19-20	6-8	9-12	9-10	7-6	25-28
2004	--	8-1	9-6	10-5	4-10	--	27-15	4-7	9-11	14-9	8-2	31-22
2005	--	9-1	12-3	10-4	10-1	5-3	30-10	16-2	26-5	15-4	5-3	46-12
2006	--	6-4	11-4	15-2	7-4	11-2	28-10	22-6	27-4	13-8	10-4	50-16
2007	4-0	7-2	12-3	11-4	4-8	11-1	34-10	15-8	17-7	21-8	11-3	49-18
2008	--	2-2	12-6	6-8	8-8	--	17-19	11-5	14-7	9-14	5-3	28-24
2009	--	3-2	12-4	10-5	12-8	--	22-10	15-9	17-5	8-10	12-4	37-19
2000-2009	4-1	60-34	107-48	97-57	61-67	27-6	262-153	94-60	168-77	112-103	76-33	356-213
2010	--	5-2	11-3	4-10	10-7	1-2	18-14	14-10	21-11	7-11	4-2	32-24
2011	--	5-3	13-3	14-2	6-9	3-2	26-10	15-9	23-7	12-11	6-1	41-19
2012	--	5-3	11-5	12-6	10-4	2-2	31-10	9-10	18-6	15-13	7-1	40-20
2010-2012	--	15-8	35-11	30-18	26-20	6-6	75-34	38-29	62-24	34-35	17-4	113-63

Oregon State Team Year-By-Year Statistics

Year	W-L	PCT	AVG	AB	R	H	2B	3B	HR	RBI	TB	SLG	BB	SB	ERA	SV	SO	IP	CG	SHO
1967	25-13	.658	.270	1154	-	312	43	14	19	143	440	.381	-	40	2.60	-	234	311.2	5	5
1968	23-13	.635	.259	1219	-	315	32	16	16	154	427	.350	-	57	3.76	-	284	316.0	6	3
1969	17-20	.460	.243	1268	164	309	53	13	7	135	409	.323	180	27	3.76	-	258	330.1	8	2
1970	19-15	.559	.247	1079	155	266	44	14	8	132	362	.335	146	33	3.50	-	213	287.2	9	6
1971	18-17	.514	.279	1163	197	324	42	13	4	158	404	.347	174	28	4.22	-	181	298.2	9	2
1972	13-24	.351	.254	1129	150	312	44	16	5	130	403	.357	162	28	4.31	-	225	317.1	3	1
1973	15-20	.431	.253	1180	181	298	39	10	7	143	378	.320	164	34	4.34	-	242	291.0	7	1
1974	16-23	.410	.267	1275	207	340	43	10	12	181	444	.348	151	34	4.11	-	196	319.1	19	1
1975	28-10	.731	.300	1312	275	394	52	7	15	239	505	.385	199	43	3.19	-	218	339.0	16	3
1976	31-15	.674	.272	1502	281	408	63	14	24	240	571	.380	258	75	2.80	2	291	392.0	23	8
1977	31-17	.646	.280	1563	301	438	77	14	20	268	603	.386	259	72	3.05	9	277	406.2	16	4
1978	22-22	.500	.270	1471	255	397	69	9	23	227	553	.376	222	40	3.58	2	206	385.0	17	2
1979	21-25	.457	.255	1280	209	326	54	10	14	185	442	.345	212	60	2.96	7	202	340.0	16	5
1980	33-16	.673	.285	1516	355	432	80	14	40	312	660	.435	286	98	3.30	7	232	400.1	19	5
1981	29-14	.670	.292	1428	321	417	85	12	37	287	637	.446	249	77	4.46	9	228	363.0	13	4
1982	29-15	.659	.286	1390	308	398	64	13	40	267	608	.437	242	63	4.24	7	227	358.1	12	0
1983	27-17	.614	.306	1452	333	444	57	20	35	275	646	.445	248	85	4.67	4	262	366.1	14	4
1984	22-23	.489	.253	1427	210	361	57	12	14	181	484	.339	198	38	4.74	4	281	377.2	19	0
1985	34-17	.667	.307	1645	379	505	98	7	33	341	716	.435	273	51	4.92	10	292	315.0	11	4
1986	39-15	.722	.293	1775	375	520	79	13	32	330	721	.406	316	101	3.51	9	339	459.1	17	4
1987	31-15	.674	.293	1538	354	450	108	8	42	306	700	.455	238	48	4.54	2	237	382.2	11	6
1988	30-19	.612	.293	1612	333	473	80	15	29	304	670	.416	272	61	4.71	8	252	414.2	17	5
1989	27-23	.540	.280	1644	335	461	82	15	15	288	627	.381	297	71	4.63	6	274	415.2	13	0
1990	30-22	.577	.306	1772	329	542	108	16	22	287	748	.422	176	73	4.38	13	312	435.1	8	4
1991	28-20	.583	.272	1542	290	419	61	12	20	249	564	.366	214	53	4.02	2	232	405.2	17	5
1992	23-30	.434	.271	1681	302	455	87	18	24	266	650	.387	251	69	4.85	5	299	451.0	13	2
1993	31-18	.633	.311	1674	365	521	89	19	23	315	717	.428	205	61	4.42	1	362	424.0	22	8
1994	35-16	.686	.272	1649	277	449	82	18	24	231	639	.388	204	71	3.37	7	347	435.0	24	5
1995	25-24	.510	.263	1594	285	419	70	7	43	253	629	.395	200	23	4.42	7	263	407.1	13	3
1996	32-16	.663	.306	1680	381	514	89	10	39	334	740	.440	247	49	3.93	7	288	419.0	10	3
1997	38-12	.755	.327	1780	504	582	92	20	57	455	885	.497	293	46	4.10	11	355	426.0	7	0
1998	35-14	.710	.318	1720	438	547	92	7	60	408	833	.484	337	45	5.20	6	421	426.0	8	3
1999	19-35	.352	.292	1903	353	556	118	5	40	320	804	.422	265	23	7.37	7	343	465.0	6	1
2000	28-27	.509	.310	1891	420	586	111	13	58	383	897	.474	264	39	6.00	3	334	472.2	13	1
2001	31-24	.564	.315	1960	400	618	107	15	53	366	914	.461	193	44	5.85	6	302	480.0	17	4
2002	31-23	.574	.302	1892	382	572	109	27	54	348	897	.474	222	48	5.60	14	252	477.2	2	2
2003	25-28	.472	.305	1885	382	575	123	18	45	330	869	.461	330	49	6.34	13	285	465.1	3	4
2004	31-22	.585	.293	1849	374	541	82	15	48	325	797	.431	270	54	4.67	13	344	466.1	2	2
2005	46-12	.793	.316	2005	422	634	109	11	39	393	882	.440	287	85	3.06	21	463	517.0	4	3
2006	50-16	.758	.302	2264	463	684	125	31	36	412	979	.432	315	79	3.41	21	461	585.1	4	8
2007	49-18	.731	.287	2297	456	659	128	14	46	404	953	.415	328	76	3.48	20	477	600.2	0	0
2008	28-24	.519	.292	1828	352	534	103	15	37	320	778	.426	257	46	5.29	15	397	460.2	1	2
2009	37-19	.660	.278	1870	382	520	88	15	23	344	707	.378	304	53	3.93	13	431	499.1	3	3
2010	32-24	.571	.267	1873	313	500	115	8	44	287	763	.407	233	44	4.19	12	408	505.1	2	4
2011	41-19	.683	.267	1960	337	523	114	14	31	307	758	.387	258	51	3.14	19	443	532.2	6	6
2012	40-20	.667	.281	2009	370	564	114	10	34	336	800	.398	263	40	3.48	16	399	533.1	5	5

2012 NCAA Postseason • OSU Championship History

The 2012 NCAA Postseason will feature, as always, the nation's top 64 teams. Sixteen four-team regionals will be held June 3-6, followed by eight Super Regionals, featuring the top 16 teams remaining who advanced past the regionals. The 2012 College World Series will be played June 18-29 at TD Ameritrade Park Omaha.

The Pacific-10 Conference holds the record with 26 World Series titles, followed by the Big 12 Conference at 10 and the Big Ten at six. A Pac-10 team has finished as national champions or runner-up in six of the last 11 years. At least one Pac-10 player has been named to the All-College World Series team since 1997.

In 2006 and 2007, the Pac-10 had 11 players named to the All-CWS Team, and each one was an Oregon State Beaver. In 2006, Jonah Nickerson was named the Most Outstanding Player after the Beavers captured their first national title. In 2007, Jorge Reyes claimed the honor as OSU won its second straight title.

Oregon State is one of just six schools nationally to win back-to-back national titles, and one of three from the Pac-10. USC won five straight titles from 1970-74. Stanford won two straight from 1987-88, followed nearly 20 years later by the Beavers. Texas won consecutive titles from 1949-1950 and LSU became the fourth club to accomplish the feat, doing so in 1996 and 1997. South Carolina is the most recent, winning championships in 2010 and 2011.

2012 NCAA Postseason Schedule

June 1-4: NCAA Regionals (campus sites)

June 8-11: NCAA Super Regionals (campus sites)

June 15-26: NCAA College World series (TD Ameritrade Park Omaha)

Note: Campus sites for the NCAA Regionals will be announced the day prior to the NCAA selection process. Super Regional sites will be announced the day after the regionals' completion.

Oregon State In The Postseason

All-Time Record: 40-26 (.606)

NCAA Regional Record: 23-17 (.575)

NCAA Super Regional Record: 6-3 (.667)

NCAA CWS Record: 11-6 (.647)

NCAA Appearances (13): 1952, 1962, 1963, 1983, 1985, 1986, 2005, 2006, 2007, 2009, 2010, 2011, 2012

Super Regional Appearances (4): 2005, 2006, 2007, 2011

College World Series Appearances (4): 1952, 2005, 2006, 2007

Head Coaches And The Postseason

Coach	Overall	Reg.	Super	CWS
Ralph Coleman	3-6	3-4	0-0	0-2
Jack Riley	2-6	2-6	0-0	0-0
Pat Casey	35-14	18-7	6-3	11-4

Postseason Superlatives

Most Runs: 19, vs. St. John's (6/5/05)

Most Runs Allowed: 17, vs. Stanford (5/24/85)

Fewest Runs: 0, vs. Stanford (5/27/83)

Fewest Runs Allowed: 0, 5 times

Win Streak: 10 games (6/4-6/24/07)

Most Wins (Pitcher): 5; Stutes, Nickerson

Largest Attendance (Reg.): 11,535 (6/2/12)

Largest Attendance (Super): 3,387 (6/11/11)

Largest Attendance (CWS): 30,335 (6/21/06)

All-Time Versus Opponents

Opponent	Overall	Reg.	Super	CWS
Arizona State	1-0	0-0	0-0	1-0
Arkansas	1-1	1-1	0-0	0-0
Baylor	0-1	0-0	0-0	0-1
Belmont	1-0	1-0	0-0	0-0
Cal-State Fullerton	1-0	0-0	0-0	1-0
Creighton	1-0	1-0	0-0	0-0
Duke	0-1	0-0	0-0	0-1
Florida	0-1	0-1	0-0	0-0
Florida Atlantic	1-1	1-1	0-0	0-0
Fresno State	2-0	2-0	0-0	0-0
Georgia	2-0	1-0	0-0	1-0
Hawaii	1-0	1-0	0-0	0-0
Kansas	1-0	1-0	0-0	0-0
Louisiana-Monroe	1-0	1-0	0-0	0-0
LSU	0-2	0-2	0-0	0-0
Miami (Fla.)	1-1	0-0	0-0	1-1
Michigan	2-0	0-0	2-0	0-0
North Carolina	4-1	0-0	0-0	4-1
Ohio State	1-0	1-0	0-0	0-0
Pepperdine	0-1	0-1	0-0	0-0
Rice	2-0	0-0	0-0	2-0
Richmond	1-0	1-0	0-0	0-0
Rutgers	2-0	2-0	0-0	0-0
Santa Clara	0-2	0-2	0-0	0-0
Stanford	2-3	0-3	2-0	0-0
St. John's	2-0	2-0	0-0	0-0
TCU	0-2	0-2	0-0	0-0
Texas	0-1	0-0	0-0	0-1
Texas A&M	2-0	2-0	0-0	0-0
Tulane	0-1	0-0	0-0	0-1
UALR	1-0	1-0	0-0	0-0
UC-Irvine	1-0	0-0	0-0	1-0
UC-Santa Barbara	0-1	0-1	0-0	0-0
USC	3-3	1-2	2-1	0-0
Vanderbilt	0-2	0-0	0-2	0-0
Virginia	2-1	2-1	0-0	0-0
Wright State	1-0	1-0	0-0	0-0

Oregon State In The Postseason: Game-By-Game

1952

Western Regional • Corvallis, Ore.

Date	Result	Opponent	WP	LP	Att.
6/6/52	W, 2-1	Fresno State	White	Bolger	3,200
6/7/52	W, 8-4	Fresno State	Wellman	Bishop	4,600

College World Series • Omaha, Neb.

Date	Result	Opponent	WP	LP	Att.
6/12/52	L, 7-18	Duke	Lewis	Goedhard	
6/13/52	L, 1-10	Texas	Robertson	Wellman	

1962

Western Regional • Santa Clara, Calif.

Date	Result	Opponent	WP	LP	Att.
	L, 1-8	Santa Clara			
	L, 5-7	Santa Clara			

1963

Western Regional • Corvallis, Ore.

Date	Result	Opponent	WP	LP	Att.
	L, 5-6	USC			
	W, 8-6	USC			
	L, 5-7	USC			

1983

Western Regional • Stanford, Calif.

Date	Result	Opponent	WP	LP	Att.
5/27/83	L, 0-14	Stanford	Myers	Reece	2,350
5/28/83	L, 3-7	UC-Santa Barbara	Fulmer	Anderson	450

1985

Western Regional • Stanford, Calif.

Date	Result	Opponent	WP	LP	Att.
5/24/85	L, 3-17	Stanford	Ballard	Sipple	2,600
5/25/85	L, 1-6	Pepperdine	Dubar	Brundage	300

1986

Midwest Regional • Stillwater, Okla.

Date	Result	Opponent	WP	LP	Att.
5/22/86	L, 3-4	Arkansas	Peters	Brundage	1,400
5/23/86	W, 7-1	Richmond	Sipple	Richardson	1,332
5/24/86	W, 1-0	Arkansas	Hulstrom	Parker	1,307
5/24/86	L, 7-10	Stanford	Wassenaar	Lambert	1,516

All-Regional Team: David Brundage, OF

2005

Corvallis Regional • Corvallis, Ore.

Date	Result	Opponent	WP	LP	Att.
6/3/05	W, 4-3	Ohio State	Gunderson	Meister	2,612
6/4/05	W, 11-1	St. John's	Nickerson	Wladyka	2,609
6/5/05	W, 19-3	St. John's	Maxwell	Smith	2,532

All-Regional Team: Mitch Canham (Most Outstanding Player), C; Jonah Nickerson, RHP; Andy Jenkins, 1B; Shea McFeely, 3B; Tyler Graham, OF; Jacoby Ellsbury, OF; Cole Gillespie, OF

Corvallis Super Regional • Corvallis, Ore.

Date	Result	Opponent	WP	LP	Att.
6/11/05	W, 10-4	USC	Buck	Kennedy	3,059
6/12/05	L, 8-9	USC	Koss	Gunderson	3,068
6/13/05	W, 10-8	USC	Kunz	Schlack	2,752

College World Series • Omaha, Neb.

Date	Result	Opponent	WP	LP	Att.
6/18/05	L, 1-3	Tulane	Owings	Nickerson	20,345
6/20/05	L, 3-4	Baylor	Mandel	Gunderson	13,000

2006

Corvallis Regional • Corvallis, Ore.

Date	Result	Opponent	WP	LP	Att.
6/2/06	W, 5-3	Wright State	Kunz	Smith	2,587
6/3/06	W, 11-3	Kansas	Nickerson	Land	2,957
6/4/06	W, 12-3	Hawaii	Stutes	Daly	2,783

All-Regional Team: Chris Kunda (Most Outstanding Player), 2B; Jonah Nickerson, RHP; Darwin Barney, SS; Cole Gillespie, OF; Tyler Graham, OF

Corvallis Super Regional • Corvallis, Ore.

Date	Result	Opponent	WP	LP	Att.
6/10/06	W, 4-3	Stanford	Buck	Reynolds	3,173
6/11/06	W, 15-0	Stanford	Nickerson	Gallagher	3,194

College World Series • Omaha, Neb.

Date	Result	Opponent	WP	LP	Att.
6/17/06	L, 1-11	Miami	Maine	Buck	25,417
6/19/06	W, 5-3	Georgia	Nickerson	Westphal	17,135
6/20/06	W, 8-1	Miami	Stutes	Gutierrez	26,241
6/21/06	W, 5-0	Rice	Turpen	Crow	30,335
6/22/06	W, 2-0	Rice	Nickerson	Degerman	19,161
6/24/06	L, 3-4	North Carolina	Hovis	Paterson	26,808
6/25/06	W, 11-7	North Carolina	Gunderson	Danford	25,046
6/26/06	W, 3-2	North Carolina	Buck	Bard	18,565

All-CWS Team: Jonah Nickerson (Most Outstanding Player), RHP; Bill Rowe, 1B; Shea McFeely, 3B; Cole Gillespie, OF; Kevin Gunderson, LHP

2007

Charlottesville Regional • Charlottesville, Va.

Date	Result	Opponent	WP	LP	Att.
6/1/07	W, 5-1	Rutgers	Paterson	Healing	2,097
6/2/07	L, 4-7	Virginia	Lambert	Kunz	3,212
6/4/07	W, 5-2	Rutgers	Reyes	Giannini	1,984
6/4/07	W, 5-3	Virginia	Paterson	Schwimer	3,212
6/5/07	W, 7-3	Virginia	Kunz	Lambert	2,389

All-Regional Team: Joe Paterson (Most Outstanding Player), LHP; Jordan Lennerton, 1B; Joey Wong, 2B; Darwin Barney, SS; Lonnie Lechelt, 3B; Chris Hopkins, OF

Corvallis Super Regional • Corvallis, Ore.

Date	Result	Opponent	WP	LP	Att.
6/10/07	W, 1-0	Michigan	Paterson	Putnam	3,284
6/11/07	W, 8-2	Michigan	Stutes	Wilson	3,178

College World Series • Omaha, Neb.

Date	Result	Opponent	WP	LP	Att.
6/16/07	W, 3-2	CS-Fullerton	Reyes	Roemer	26,559
6/18/07	W, 12-6	Arizona State	Stutes	Flores	21,692
6/20/07	W, 7-1	UC-Irvine	Turpen	Bergman	29,921
6/23/07	W, 11-4	North Carolina	Reyes	White	26,887
6/24/07	W, 9-3	North Carolina	Stutes	Putkonen	25,012

All-CWS Team: Jorge Reyes (Most Outstanding Player), RHP; Darwin Barney, SS; Mitch Canham, C; Mike Lissman, DH; Scott Santschi, OF; Joey Wong, 2B

2009

Fort Worth Regional • Fort Worth, Texas

Date	Result	Opponent	WP	LP	Att.
5/29/09	W, 9-8	Texas A&M	Gaviglio	Raley	2,822
5/30/09	L, 1-13	TCU	Winkler	Waldron	3,269
5/31/09	W, 13-5	Texas A&M	Reyes	Ehlert	2,496
5/31/09	L, 4-5	TCU	Marshall	Rhoderick	3,191

All-Regional Team: Koa Kahalehoe, OF; Ryan Ortiz, C; Jorge Reyes, RHP; John Tommasini, 2B

Oregon State In The Postseason: Game-By-Game

2010

Gainesville Regional • Gainesville, Fla.

Date	Result	Opponent	WP	LP	Att.
6/4/10	W, 6-4	Florida Atlantic	Peavey	Gipson	1,117
6/5/10	L, 2-10	Florida	Panteliodis	Gaviglio	2,991
6/6/10	L, 7-11	Florida Atlantic	Adams	Waldron	1,340

All-Regional Team: Adalberto Santos, OF

2011

Corvallis Regional • Corvallis, Ore.

Date	Result	Opponent	WP	LP	Att.
6/3/11	W, 7-4	UALR	Schultz	Graziano	2,858
6/4/11	W, 5-1	Creighton	Gaviglio	Blach	3,103
6/5/11	W, 6-4	Georgia	Duke	Swegman	3,032

All-Regional Team: Sam Gaviglio (Most Outstanding Player), RHP; Andrew Susac, C; Parker Berberet, 1B; Carter Bell, 3B; Ryan Barnes, OF; Brian Stamps, OF; Garrett Nash, OF

Nashville Super Regional • Nashville, Tenn.

Date	Result	Opponent	WP	LP	Att.
6/10/11	L, 1-11	Vanderbilt	Gray	Gaviglio	3,349
6/11/11	L, 3-9	Vanderbilt	Clinard	Schultz	3,387

2012

Baton Rouge Regional • Baton Rouge, La.

Date	Result	Opponent	WP	LP	Att.
6/1/12	W, 2-1	Belmont	Bryant	Brookshire	10,041
6/2/12	L, 1-7	LSU	Gausman	Child	11,535
6/3/12	W, 11-2	La.-Monroe	Wetzler	Aulds	10,369
6/3/12	L, 5-6	LSU	Cotton	Davis	11,036

All-Regional Team: John Tommasini, 2B; Michael Conforto, OF; Ryan Barnes, OF; Joey Matthews, OF; Danny Hayes, DH

All-Time Oregon State Postseason Honors

All-Regional Team (36)

Year	Player	Pos.	Location
1986	Dave Brundage	OF	Stillwater, Okla.
2005	Mitch Canham	C	Corvallis
2005	Jacoby Ellsbury	OF	Corvallis
2005	Cole Gillespie	OF	Corvallis
2005	Tyler Graham	OF	Corvallis
2005	Andy Jenkins	1B	Corvallis
2005	Shea McFeely	3B	Corvallis
2005	Jonah Nickerson	RHP	Corvallis
2006	Darwin Barney	SS	Corvallis
2006	Cole Gillespie	OF	Corvallis
2006	Tyler Graham	OF	Corvallis
2006	Chis Kunda	2B	Corvallis
2006	Jonah Nickerson	RHP	Corvallis
2007	Darwin Barney	SS	Charlottesville, Va.
2007	Chris Hopkins	OF	Charlottesville, Va.
2007	Lonnie Lechelt	3B	Charlottesville, Va.
2007	Jordan Lennerton	1B	Charlottesville, Va.
2007	Joe Paterson	LHP	Charlottesville, Va.
2007	Joey Wong	2B	Charlottesville, Va.
2009	Koa Kahalehoe	OF	Fort Worth, Texas
2009	Ryan Ortiz	C	Fort Worth, Texas
2009	Jorge Reyes	RHP	Fort Worth, Texas
2009	John Tommasini	2B	Fort Worth, Texas
2010	Adalberto Santos	OF	Gainesville, Fla.
2011	Ryan Barnes	OF	Corvallis
2011	Carter Bell	3B	Corvallis
2011	Parker Berberet	1B	Corvallis
2011	Sam Gaviglio	RHP	Corvallis
2011	Garrett Nash	OF	Corvallis
2011	Brian Stamps	OF	Corvallis
2011	Andrew Susac	C	Corvallis
2012	John Tommasini	2B	Baton Rouge
2012	Michael Conforto	OF	Baton Rouge
2012	Ryan Barnes	OF	Baton Rouge
2012	Joey Matthews	OF	Baton Rouge
2012	Danny Hayes	DH	Baton Rouge

All-College World Series Team (11)

Year	Player	Pos.	Location (Omaha)
2006	Cole Gillespie	OF	Rosenblatt
2006	Kevin Gunderson	LHP	Rosenblatt
2006	Shea McFeely	3B	Rosenblatt
2006	Jonah Nickerson	RHP	Rosenblatt
2006	Bill Rowe	1B	Rosenblatt
2007	Darwin Barney	SS	Rosenblatt
2007	Mitch Canham	C	Rosenblatt
2007	Mike Lissman	OF	Rosenblatt
2007	Jorge Reyes	RHP	Rosenblatt
2007	Scott Santschi	OF	Rosenblatt
2007	Joey Wong	2B	Rosenblatt

Most Outstanding Players (6)

Year	Player	Pos.	Location
2005	Mitch Canham	C	Corvallis Regional
2006	Chis Kunda	2B	Corvallis Regional
2006	Jonah Nickerson	RHP	Omaha CWS
2007	Joe Paterson	LHP	Charlottesville Regional
2007	Jorge Reyes	RHP	Omaha CWS
2011	Sam Gaviglio	RHP	Corvallis Regional

2007 College World Series

Charlottesville Regional

June 1 • Charlottesville, Va.

Oregon State	5
Rutgers	1

Oregon State 0 1 1 0 3 0 0 0 0 - 5 11 1
 Rutgers 1 0 0 0 0 0 0 0 0 - 1 7 1
 WP-Paterson, Joe (8-6)
 SV-Turpen, Daniel (1)
 LP-Healing, Steve (10-4)
 T-2:23 A-2097

June 2 • Charlottesville, Va.

Virginia	7
Oregon State	4

13 Innings

Virginia 1 0 0 0 1 0 1 0 0 1 0 0 3 - 7 11 0
 Oregon State 2 0 0 0 1 0 0 0 1 0 0 0 - 4 10 2
 WP-Lambert, Casey (3-2)
 LP-Kunz, Eddie (2-1)
 T-4:53 A-3212
 HR OSU - Barney, Darwin

June 4 • Charlottesville, Va.

Rutgers	2
Oregon State	5

Rutgers 0 0 0 0 1 1 0 0 0 - 2 7 3
 Oregon State 1 0 0 2 0 1 1 0 X - 5 11 4
 WP-Reyes, Jorge (5-3)
 SV-Turpen, Daniel (2)
 LP-Giannini, Matt (5-5)
 T-2:55 A-1984
 HR OSU - Lechelt, Lonnie
 HR RUT - Meade, Frank

June 4 • Charlottesville, Va.

Oregon State	5
Virginia	3

Oregon State 0 0 0 0 0 1 0 3 1 - 5 11 1
 Virginia 0 0 0 0 3 0 0 0 0 - 3 5 4
 WP-Paterson, Joe (9-6)
 LP-Schwimer, Michael (3-1)
 T-3:08 A-3212
 HR OSU - Hopkins, Chris; Lennerton, Jordan

June 5 • Charlottesville, Va.

Virginia	3
Oregon State	7

Virginia 0 3 0 0 0 0 0 0 0 - 3 7 1
 Oregon State 2 3 0 0 0 2 0 0 X - 7 12 1
 WP-Kunz, Eddie (3-1)
 SV-Paterson, Joe (1)
 LP-Lambert, Casey (3-3)
 T-3:04 A-2389
 HR OSU - Lechelt, Lonnie

Corvallis Super Regional

June 10 • Corvallis, Ore.

Oregon State	1
Michigan	0

Oregon State 0 0 0 0 0 0 0 0 1 - 1 1 0
 Michigan 0 0 0 0 0 0 0 0 0 - 0 4 0
 WP-Paterson, Joe (10-6)
 SV-Kunz, Eddie (11)
 LP-Putnam, Zach (8-5)
 T-2:32 A-3284

2007 Postseason Statistics

Player	AVG	G/GS	AB	R	H	RBI	2B	3B	HR	BB	SO	SB-ATT	SLG	OBA
Santschi, Scott	.417	9/8	24	4	10	7	2	0	1	7	2	0-0	.625	.548
Wallace, John	.364	9/6	22	6	8	6	1	2	0	3	8	2-2	.591	.423
Barney, Darwin	.347	12/12	49	10	17	11	2	0	2	7	4	3-3	.510	.431
Wong, Joey	.340	12/12	47	8	16	7	2	0	0	4	11	0-0	.383	.415
Ogata, Jason	.308	9/6	26	0	8	7	0	0	0	2	7	1-1	.308	.345
Hopkins, Chris	.294	12/12	51	14	15	4	3	0	1	6	6	4-5	.412	.390
Lissman, Mike	.279	12/12	43	9	12	8	1	0	2	10	7	2-2	.442	.426
Wells, Braden	.263	12/4	19	4	5	0	0	0	0	1	7	2-3	.263	.333
Lechelt, Lonnie	.256	12/12	43	7	11	3	4	1	2	2	17	3-3	.535	.304
Canham, Mitch	.250	12/11	48	4	12	6	0	0	1	4	12	1-1	.313	.339
Lennerton, Jordan	.244	12/12	45	11	11	6	1	0	4	6	14	0-0	.533	.333
Ammon, Erik	.000	2/1	1	0	0	0	0	0	0	1	0	0-0	.000	.500
Kahalehoe, Koa	.000	5/0	1	0	0	0	0	0	0	0	0	0-0	.000	.000
Ortiz, Ryan	.000	1/0	0	0	0	0	0	0	0	0	0	0-0	.000	1.000
Totals	.298	12/12	419	77	125	65	16	3	13	53	95	18-20	.444	.389

Pitcher	ERA	W-L	SV	G/GS	CG	SH	IP	H	R	ER	BB	SO	AVG	HR
Grbavac, Mark	0.00	0-0	0	4/0	0	0	3.1	3	0	0	3	4	.250	0
Maxwell, Anton	0.00	0-0	0	2/0	0	0	0.2	0	0	0	1	0	.000	0
Keim, Greg	0.00	0-0	0	1/0	0	0	0.2	1	0	0	0	1	.333	0
Paterson, Joe	1.11	3-0	2	9/1	0	0	24.1	16	4	3	2	20	.190	1
Turpen, Daniel	1.96	1-0	2	4/2	0	0	18.1	12	4	4	6	14	.188	0
Reyes, Jorge	2.13	3-0	0	4/4	0	0	25.1	20	6	6	7	11	.220	2
Kunz, Eddie	3.24	1-1	2	5/0	0	0	8.1	7	4	3	3	3	.241	0
Stutes, Mike	4.50	3-0	0	5/5	0	0	30.0	22	15	15	17	28	.202	3
Keitzman, Blake	9.00	0-0	0	2/0	0	0	1.0	3	1	1	0	1	.500	0
Totals	2.57	11-1	6	12/12	0	1	112.0	83	34	32	39	82	.210	6

June 11 • Corvallis, Ore.

Michigan	2
Oregon State	8

Michigan 0 0 0 0 0 1 0 0 1 - 2 4 0
 Oregon State 0 4 0 0 3 0 0 1 X - 8 8 0
 WP-Stutes, Mike (10-4)
 LP-Wilson, Mike (7-1)
 T-3:00 A-3178
 HR MICH - Rose, Eric 2

College World Series

June 16 • Omaha, Neb.

Oregon State	3
Cal-State Fullerton	2

Oregon State 1 1 0 0 0 0 1 0 0 - 3 7 1
 CSF Fullerton 0 0 1 0 0 0 0 1 0 - 2 6 1
 WP-Reyes, Jorge (6-3)
 SV-Kunz, Eddie (12)
 LP-Roemer, Wes (11-7)
 T-2:59 A-26559
 HR OSU - Lissman, Mike; Santschi, Scott
 HR CSUF - Mahin, Nick

June 18 • Omaha, Neb.

Arizona State	6
Oregon State	12

Arizona State 0 1 0 0 0 0 4 0 1 - 6 7 2
 Oregon State 2 4 1 1 1 3 0 0 X - 12 18 1
 WP-Stutes, Mike (11-4)
 LP-Flores, Brian (11-2)
 T-3:34 A-21692
 HR OSU - Lissman, Mike; Lennerton, Jordan

June 20 • Omaha, Neb.

UC-Irvine	1
Oregon State	7

UC-Irvine 0 0 0 1 0 0 0 0 0 - 1 5 1
 Oregon State 0 0 4 0 1 0 1 1 X - 7 11 0
 WP-Turpen, Daniel (10-1)
 LP-Bergman, Christian (0-4)
 T-2:59 A-29921
 HR OSU - Canham, Mitch

June 23 • Omaha, Neb.

North Carolina	4
Oregon State	11

North Carolina 0 0 0 0 2 0 1 1 0 - 4 12 2
 Oregon State 0 2 1 0 1 2 4 1 X - 11 12 2
 WP-Reyes, Jorge (7-3)
 SV-Paterson, Joe (2)
 LP-White, Alex (6-7)
 T-3:17 A-26887
 HR OSU - Lennerton, Jordan
 HR UNC - Johnson, Benji

June 24 • Omaha, Neb.

Oregon State	9
North Carolina	3

Oregon State 0 3 1 0 1 0 2 0 2 - 9 13 0
 North Carolina 1 0 1 0 1 0 0 0 0 - 3 9 2
 WP-Stutes, Mike (12-4)
 LP-Putkonen, Luke (8-2)
 T-3:29 A-25012
 HR OSU - Barney, Darwin; Lennerton, Jordan
 HR UNC - Ackley, Dustin

2006 College World Series

Corvallis Regional

June 2 • Corvallis, Ore.

Wright State	3
Oregon State	5

Wright State 0 0 0 0 2 1 0 0 0 - 3 7 1
 Oregon State 1 0 0 2 0 0 0 2 X - 5 9 2
 WP-Kunz, Eddie (2-0)
 SV-Gunderson, Kevin (16)
 LP-Smith, Joe (3-1)
 T-2:39 A-2587
 HR OSU - Gillespie, Cole

June 3 • Corvallis, Ore.

Kansas	3
Oregon State	11

Kansas 0 0 0 0 1 0 0 2 0 - 3 4 1
 Oregon State 0 7 0 2 0 0 0 2 X -11 11 1
 WP-Nickerson, Jonah (10-4)
 LP-Land, S. (5-7)
 T-2:34 A-2967
 HR OSU - Kunda, Chris 2
 HR KU - Simpson; Price, Ry.

June 4 • Corvallis, Ore.

Oregon State	12
Hawaii	3

Oregon State 1 0 3 0 1 0 3 4 0 -12 13 1
 Hawaii 0 0 0 2 0 1 0 0 0 - 3 9 2
 WP-Stutes, Mike (7-2)
 LP-Daly, Matt (6-2)
 T-3:23 A-2783

Corvallis Super Regional

June 10 • Corvallis, Ore.

Stanford	3
Oregon State	4

Stanford 0 0 2 0 1 0 0 0 0 - 3 8 3
 Oregon State 1 0 2 0 0 0 1 0 X - 4 7 0
 WP-Buck, Dallas (12-2)
 SV-Gunderson, Kevin (17)
 LP-Reynolds, Greg (7-6)
 T-2:46 A-3173
 HR STAN - Rapaport, Jim

June 11 • Corvallis, Ore.

Oregon State	15
Stanford	0

Oregon State 4 0 0 6 0 2 0 2 1 -15 19 0
 Stanford 0 0 0 0 0 0 0 0 0 - 0 5 1
 WP-Nickerson, Jonah (11-4)
 LP-Gallagher, Nolan (5-5)
 T-2:58 A-3194
 HR OSU - Santschi, Scott

College World Series

June 17 • Omaha, Neb.

Miami	11
Oregon State	1

Miami 2 3 0 0 2 0 0 4 0 -11 11 0
 Oregon State 0 0 0 0 0 0 0 1 0 - 1 6 1
 WP-Maine, Scott (12-3)
 LP-Buck, Dallas (12-3)

2006 Postseason Statistics

Player	AVG	G/GS	AB	R	H	RBI	2B	3B	HR	BB	SO	SB-ATT	SLG	OBA
Graham, Tyler	.426	13/13	47	13	20	9	2	1	0	3	7	6-7	.511	.500
Rowe, Bill	.419	13/13	43	15	18	18	4	1	1	7	6	0-0	.628	.509
Gillespie, Cole	.388	13/13	49	14	19	7	5	2	2	7	10	1-1	.694	.500
Lissman, Mike	.313	6/5	16	2	5	2	1	0	0	1	2	2-2	.375	.389
Wallace, John	.293	11/11	41	7	12	4	0	0	0	3	13	2-2	.293	.356
Canham, Mitch	.289	13/13	45	3	13	11	4	0	0	3	10	3-3	.378	.340
Barney, Darwin	.259	13/13	54	7	14	7	0	0	0	6	6	2-4	.259	.328
McFeely, Shea	.250	13/13	48	5	12	8	2	0	2	3	8	0-0	.417	.321
Kunda, Chris	.229	13/13	48	13	11	11	3	0	2	8	4	0-0	.417	.328
Gipson, Ryan	.200	3/2	5	2	1	1	1	0	0	2	1	0-0	.400	.429
Santschi, Scott	.154	10/8	26	4	4	2	1	0	1	7	8	0-0	.308	.333
Wagner, Geoff	.000	3/0	3	0	0	0	0	0	0	0	2	0-0	.000	.000
Ammon, Erik	.000	3/0	1	0	0	0	0	0	0	0	1	0-0	.000	.000
Kahalehoe, Koa	.000	3/0	1	0	0	0	0	0	0	0	0	0-0	.000	.000
Totals	.302	13/13	427	85	129	80	23	4	8	50	78	16-19	.431	.391

Pitcher	ERA	W-L	SV	G/GS	CG	SH	IP	H	R	ER	BB	SO	AVG	HR
Grbavac, Mark	0.00	0-0	0	1/0	0	0	0.1	1	0	0	0	0	.500	0
Turpen, Daniel	0.87	1-0	0	4/1	0	0	10.1	7	1	1	3	6	.206	0
Nickerson, Jonah	1.23	4-0	0	5/5	0	0	36.2	20	7	5	11	34	.155	3
Paterson, Joe	1.69	0-1	0	5/0	0	0	5.1	2	1	1	3	1	.111	0
Gunderson, Kevin	1.88	1-0	5	8/0	0	0	14.1	8	3	3	2	6	.160	1
Stutes, Mike	4.80	2-0	0	3/3	0	0	15.0	19	8	8	4	10	.306	1
Kunz, Eddie	4.91	1-0	0	7/0	0	0	7.1	6	4	4	3	3	.222	0
Buck, Dallas	5.40	2-1	0	5/4	0	0	26.2	31	16	16	11	22	.290	2
Totals	2.95	11-2	5	13/13	0	0	116.0	94	40	38	37	82	.219	7

T-2:42 A-25417
 HR UM - Raben, Dennis

June 19 • Omaha, Neb.

Oregon State	5
Georgia	3

Oregon State 0 1 1 2 0 0 0 1 0 - 5 12 2
 Georgia 0 0 1 0 1 0 0 1 0 - 3 7 1
 WP-Nickerson, Jonah (12-4)
 SV-Gunderson, Kevin (18)
 LP-Westphal, Mickey (7-3)
 T-2:45 A-17135
 HR UG - Wyatt, Jonathan

June 20 • Omaha, Neb.

Oregon State	8
Miami	1

Oregon State 1 0 4 1 1 0 0 0 1 - 8 13 0
 Miami 0 0 0 0 0 0 1 0 0 - 1 5 1
 WP-Stutes, Mike (8-2)
 LP-Gutierrez, Carlos (9-7)
 T-3:03 A-26241
 HR OSU - McFeely, Shea
 HR UM - Raben, Dennis

June 21 • Omaha, Neb.

Rice	0
Oregon State	5

Rice 0 0 0 0 0 0 0 0 0 - 0 5 0
 Oregon State 0 0 3 0 0 1 1 0 X - 5 7 0
 WP-Turpen, Daniel (3-0)
 LP-Crow, Craig (8-3)
 T-2:54 A-30335
 HR OSU - McFeely, Shea

June 22 • Omaha, Neb.

Oregon State	2
Rice	0

Oregon State 0 1 0 0 1 0 0 0 0 - 2 3 0
 Rice 0 0 0 0 0 0 0 0 0 - 0 2 0
 WP-Nickerson, Jonah (13-4)
 SV-Gunderson, Kevin (19)
 LP-Degerman, Eddie (13-2)
 T-2:29 A-19161

June 24 • Omaha, Neb.

Oregon State	3
North Carolina	4

Oregon State 0 0 1 0 0 2 0 0 0 - 3 9 0
 North Carolina 2 0 0 0 0 1 0 1 X - 4 10 1
 WP-Hovis, Jonathan (8-2)
 SV-Carnigan, Andrew (15)
 LP-Paterson, Joe (1-1)
 T-2:50 A-26808

June 25 • Omaha, Neb.

North Carolina	7
Oregon State	11

North Carolina 0 1 3 1 0 0 2 0 0 - 7 13 0
 Oregon State 0 0 0 7 0 4 0 0 X -11 14 0
 WP-Gunderson, Kevin (3-2)
 LP-Danford, Matt (7-2)
 T-3:07 A-25046
 HR OSU - Rowe, Bill
 HR UNC - Federowicz, Tim

June 26 • Omaha, Neb.

North Carolina	2
Oregon State	3

North Carolina 0 0 0 0 2 0 0 0 0 - 2 8 4
 Oregon State 0 0 0 2 0 0 0 1 X - 3 6 1
 WP-Buck, Dallas (13-3)
 SV-Gunderson, Kevin (20)
 LP-Bard, Daniel (9-4)
 T-3:09 A-18565

2005 College World Series

Corvallis Regional

June 3 • Corvallis, Ore.

Ohio State	3
Oregon State	4

Ohio State 0 0 0 1 0 1 1 0 0 - 3 4 0
 Oregon State 0 2 0 0 0 0 0 1 1 - 4 9 2
 WP-Gunderson, Kevin (6-2)
 LP-Meister, Rory (8-2)
 T-2:23 A-2612
 HR OSU - Canham, Mitch; McFeely, Shea

June 4 • Corvallis, Ore.

Oregon State	11
St. John's	1

Oregon State 0 1 0 0 4 1 0 5 0 -11 14 0
 St. John's 0 0 0 0 0 0 0 0 1 - 1 7 4
 WP-Nickerson, Jonah (9-1)
 LP-Wladkya, Jim (7-3)
 T-2:54 A-2609

June 5 • Corvallis, Ore.

St. John's	3
Oregon State	19

St. John's 0 0 0 0 0 1 2 0 0 - 3 11 0
 Oregon State 0(13) 0 4 2 0 0 0 X -19 22 4
 WP-Maxwell, Anton (11-1)
 LP-Smith, Anthony (1-2)
 T-3:14 A-2532
 HR OSU - Anderson, Danny 2

Corvallis Super Regional

June 11 • Corvallis, Ore.

USC	4
Oregon State	10

USC 2 0 2 0 0 0 0 0 0 - 4 9 8
 Oregon State 1 0 0 2 0 2 0 5 X -10 7 0
 WP-Buck, Dallas (12-1)
 SV-Gunderson, Kevin (14)
 LP-Kennedy, Ian (12-3)
 T-3:44 A-3059
 HR OSU - Jenkins, Andy

June 12 • Corvallis, Ore.

Oregon State	8
USC	9

10 Innings

Oregon State 0 0 0 2 1 2 3 0 0 0 - 8 10 4
 USC 0 0 0 0 2 1 0 2 3 1 - 9 16 1
 WP-Koss, Paul (4-1)
 LP-Gunderson, Kevin (6-3)
 T-4:14 A-3068
 HR OSU - Anderson, Danny; Canham, Mitch; Gipson, Ryan
 HR USC - Clement, Jeff

2005 Postseason Statistics

Player	AVG	G/GS	AB	R	H	RBI	2B	3B	HR	BB	SO	SB-ATT	SLG	OBA
Jenkins, Andy	.459	8/8	37	9	17	13	2	2	2	0	0	0-0	.784	.475
Canham, Mitch	.353	8/8	34	10	12	9	3	0	2	3	6	1-1	.618	.421
Ellsbury, Jacoby	.351	8/8	37	11	13	6	2	1	0	6	7	5-5	.459	.442
Gipson, Ryan	.333	8/8	24	4	8	7	2	0	1	2	4	2-2	.542	.393
Campos, Chris	.333	5/1	6	1	2	0	0	0	0	2	0	0-0	.333	.500
Kunda, Chris	.333	7/0	3	0	1	2	0	0	0	1	0	0-0	.333	.500
Gillespie, Cole	.321	8/8	28	5	9	4	1	0	0	4	3	1-1	.357	.429
Lissman, Mike	.300	6/2	10	0	3	0	0	0	0	2	1	0-1	.300	.462
McFeely, Shea	.290	8/8	31	8	9	8	3	0	1	4	9	1-1	.484	.378
Anderson, Danny	.286	6/3	14	5	4	6	0	0	3	2	4	0-0	.929	.375
Barney, Darwin	.281	8/8	32	6	9	4	1	0	0	6	5	1-2	.313	.410
Graham, Tyler	.206	8/8	34	5	7	4	0	0	0	3	8	2-3	.206	.270
Wagner, Geoff	.000	3/1	3	1	0	0	0	0	0	1	1	0-0	.000	.250
Lechelt, Lonnie	.000	2/0	0	1	0	0	0	0	0	0	0	0-0	.000	.000
Priseman, Casey	.000	1/0	0	0	0	0	0	0	0	0	0	0-0	.000	.000
Totals	.321	8/8	293	66	94	62	14	3	9	36	48	13-16	.481	.406
Pitcher	ERA	W-L	SV	G/GS	CG	SH	IP	H	R	ER	BB	SO	AVG	HR
Joslyn, Kevin	0.00	0-0	0	1/0	0	0	1.0	1	0	0	0	2	.250	0
Nickerson, Jonah	2.11	1-1	0	3/3	1	0	21.1	21	6	5	2	18	.250	0
Gunderson, Kevin	2.61	1-2	1	5/0	0	0	10.1	10	5	3	2	11	.270	1
Buck, Dallas	2.86	1-0	1	4/3	0	0	22.0	18	10	7	13	9	.231	0
Maxwell, Anton	4.09	1-0	0	2/2	0	0	11.0	11	6	5	7	3	.244	1
Kunz, Eddie	4.50	1-0	0	4/0	0	0	4.0	4	2	2	3	6	.250	1
Fogle, Nate	16.88	0-0	0	3/0	0	0	2.2	6	6	5	1	2	.462	0
Totals	3.36	5-3	2	8/8	1	0	72.1	71	35	27	28	51	.256	3

June 13 • Corvallis, Ore.

USC	8
Oregon State	10

USC 0 0 3 0 0 4 0 1 0 - 8 6 1
 Oregon State 2 1 2 0 2 1 2 0 X -10 17 0
 WP-Kunz, Eddie (2-0)
 SV-Buck, Dallas (1)
 LP-Schlack, Ryan (0-2)
 T-4:00 A-2750
 HR OSU - Jenkins, Andy
 HR USC - Clement, Jeff

College World Series

June 18 • Omaha, Neb.

Oregon State	1
Tulane	3


Oregon State 1 0 0 0 0 0 0 0 0 - 1 6 0
 Tulane 0 0 0 0 0 0 2 1 X - 3 8 0
 WP-Owings, Micah (12-4)
 SV-Latham, Daniel (13)
 LP-Nickerson, Jonah (9-2)
 T-2:43 A-20345
 HR TUL - Southard, Nathan

June 20 • Omaha, Neb.

Baylor	4
Oregon State	3

10 Innings

Baylor 0 0 0 2 1 0 0 0 0 1 - 4 10 1
 Oregon State 0 2 0 0 1 0 0 0 0 0 - 3 9 2
 WP-Mandel, Jeff (4-0)
 LP-Gunderson, Kevin (6-4)
 T-3:50 A-13000



Above: Andy Jenkins. Below: Dallas Buck



Oregon State Postseason Superlatives *

Career Leaders

Minimum 25 at bats, 10 Innings Pitched

Offense

Batting Average	.459, Andy Jenkins (2005)
Games Played	33, Darwin Barney (2005-07)
	33, Mitch Canham (2005-07)
Games Started	33, Darwin Barney (2005-07)
At Bats	135, Darwin Barney (2005-07)
Runs Scored	33, Darwin Barney (2005-07)
Hits	40, Darwin Barney (2005-07)
Runs Batted In	26, Mitch Canham (2005-07)
Doubles	7, Mitch Canham (2005-07)
Triples	2, Andy Jenkins (2005)
	2, John Wallace (2005-06)
	2, Cole Gillespie (2005-06)
Home Runs	4, Jordan Lennerton (2007)
Walks	19, Darwin Barney (2005-07)
Strikeouts	28, Mitch Canham (2005-07)
Stolen Bases	8, Tyler Graham (2005-06)

Pitching

Earned Run Average	1.21, Joe Paterson (2006-07)
Wins	5, Jonah Nickerson (2005-06)
	5, Mike Stutes (2006-07)
Winning Percentage	1.000, Mike Stutes (2006-07)
Saves	6, Kevin Gunderson (2005-06)
Games Pitched	16, Eddie Kunz (2006-07)
Games Started	8, Jonah Nickerson (2005-06)
	8, Mike Stutes (2006-07)
Innings Pitched	58.0, Jonah Nickerson (2005-06)
Hits Allowed	49, Dallas Buck (2005-06)
Runs Allowed	26, Dallas Buck (2005-06)
Earned Runs Allowed	23, Dallas Buck (2005-06)
	23, Mike Stutes (2006-07)
Walks Allowed	24, Dallas Buck (2005-06)
Strikeouts	52, Jonah Nickerson (2005-06)

Individual Postseason Leaders

Minimum 15 at bats, 5 Innings Pitched

Offense

Batting Average	.529 (9-17), Koa Kahalehoe (2009)
Games Played	13, seven players (2006)
Games Started	13, seven players (2006)
At Bats	54, Darwin Barney (2006)
Runs Scored	15, Bill Rowe (2006)
Hits	20, Tyler Graham (2006)
Runs Batted In	18, Bill Rowe (2006)
Doubles	5, Cole Gillespie (2006)
Triples	2, three times (2005, 2006, 2007)
Home Runs	4, Jordan Lennerton (2007)
Walks	10, Mike Lissman (2007)
Strikeouts	17, Lonnie Lechelt (2007)
Stolen Bases	6, Tyler Graham (2006)

Pitching

Earned Run Average	0.00, Ben Wetzler (2012)
Wins	4, Jonah Nickerson (2006)
Saves	5, Kevin Gunderson (2006)
Games Pitched	9, Joe Paterson (2007)
Games Started	5, Mike Stutes (2007), Jonah Nickerson (2006)
Innings Pitched	36.2, Jonah Nickerson (2006)
Hits Allowed	31, Dallas Buck (2006)
Runs Allowed	16, Dallas Buck (2006)
Earned Runs Allowed	16, Dallas Buck (2006)
Walks Allowed	17, Mike Stutes (2007)
Strikeouts	34, Jonah Nickerson (2006)

Team Game Superlatives

Offense

At Bats	46, vs. Virginia (6/2/07)
Runs Scored	19, vs. St. John's (6/5/05)
Hits	22, vs. St. John's (6/5/05)
Runs Batted In	19, vs. St. John's (6/5/05)
Doubles	5, vs. Kansas (6/3/06)
Triples	2, vs. Miami (6/17/06)
Home Runs	3, vs. USC (6/12/05)
Total Bases	33, vs. St. John's (6/5/05)
Walks	10, vs. Michigan (6/11/07)
Strikeouts	14, vs. LSU (6/3/12)
Stolen Bases	4, two times, last vs. Michigan (6/11/07)

Pitching

Innings Pitched	13.0, vs. Virginia (6/2/07)
Runs Allowed	17, vs. Stanford (5/24/85)
Earned Runs Allowed	17, vs. Stanford (5/24/85)
Walks Allowed	9, two times, last vs. Miami (6/17/06)
Strikeouts	11, four times, last vs. Creighton (6/4/11)
Hits Allowed	18, vs. Stanford (5/24/85)

Fielding

Putouts	39, vs. Virginia (6/2/07)
Assists	19, two times, last vs. TCU (5/30/09)
Errors	4, six times, last vs. LSU (6/3/12)
Passed Balls	2, four times, last vs. Virginia (6/2/07)
Double Plays Turned	3, vs. TCU (5/30/09)

Individual Game Superlatives

Offense

At Bats	6, 13 times, last by Ryan Ortiz vs. Texas A&M (5/31/09)
Runs Scored	4, Bill Rowe vs. Stanford (6/11/06)
Hits	5, three times, last vs. Koa Kahalehoe vs. Texas A&M (5/31/09)
Runs Batted In	6, Bill Rowe vs. Hawai'i (6/4/06)
Doubles	3, two times, last by Cole Gillespie vs. Kansas (6/3/06)
Triples	1, 15 times
Home Runs	2, three times, last by Chris Kunda vs. Kansas (6/3/06)
Total Bases	11, Andy Jenkins vs. USC (6/13/05)
Walks	2, 38 times
Strikeouts	3, 10 times
Stolen Bases	2, two times, last by A. Santos vs. Texas A&M (5/29/09)

Pitching

Innings Pitched	9.0, seven times
	last by Sam Gaviglio vs. Creighton (6/4/11)
Runs Allowed	10, Sam Gaviglio vs. Vanderbilt (6/10/11)
Earned Runs Allowed	10, Sam Gaviglio vs. Vanderbilt (6/10/11)
Walks Allowed	7, two times
	last by Dave Brundage vs. Arkansas (5/22/86)
Strikeouts	11, Sam Gaviglio vs. Creighton (6/4/11)
Hits Allowed	10, two times,
	last by Jorge Reyes vs. Texas A&M (5/31/09)

Complete Games By Oregon State Pitchers

6/4/11	Sam Gaviglio vs. Creighton (win)
5/31/09	Jorge Reyes vs. Texas A&M (win)
6/4/05	Jonah Nickerson vs. St. John's (win)
5/24/86	Bryce Hulstrom vs. Arkansas (win)
5/22/86	Dave Brundage vs. Arkansas (loss)
5/25/85	Dave Brundage vs. Pepperdine (loss)
5/28/83	Scott Anderson vs. UC Santa Barbara (loss)

* Statistical records date back to 1983 postseason